


SAMSUNG

Mobile Device SM-A205FN/F/G/GN Common

SERVICE *Manual*

Mobile Device

CONTENTS



1. Safety Precautions
2. Specification
3. Product Function
4. Exploded View and Parts list
5. MAIN Electrical Parts List
6. Level 1 Repair
7. Level 2 Repair
8. Level 3 Repair
9. Reference Abbreviation

Notice: All functionality, features, specifications, and other product information provided in this document, including but not limited to, benefits, design, pricing, components, performance, availability, and capabilities of the product are subject to change without notice. Samsung reserves the right to alter this document or the product described herein at anytime, without obligation to provide notification of such changes.

1. Safety Precautions

1-1. Repair Precaution

Before attempting any repair or detailed tuning, shield the device from RF noise or static electricity discharges.

Use only demagnetized tools that are specifically designed for small electronic repairs, as most electronic parts are sensitive to electromagnetic forces.

Use only high quality screwdrivers when servicing products. Low quality screwdrivers can easily damage the heads of screws.

Use only conductor wire of the properly gauge and insulation for low resistance, because of the low margin of error of most testing equipment.

We recommend 22-gauge twisted copper wire.

Hand-soldering is not recommended, because printed circuit boards (PCBs) can be easily damaged, even with relatively low heat. Never use a soldering iron with a power rating of more than 100 watts and use only lead-free solder with a melting point below 250°C (482°F).

Prior to disassembling the battery charger for repair, ensure that the AC power is disconnected.

Always use the replacement parts that are registered in the SEC system. Third-party replacement parts may not function properly.

1. Safety Precautions

1-2. ESD(Electrostatically Sensitive Devices) Precaution

Many semiconductors and ESDs in electronic devices are particularly sensitive to static discharge and can be easily damaged by it. We recommend protecting these components with conductive anti-static bags when you store or transport them.

Always use an anti-static strap or wristband and remove electrostatic buildup or dissipate static electricity from your body before repairing ESDs.

Ensure that soldering irons have AC adapter with ground wires and that the ground wires are properly connected.

Use only desoldering tools with plastic tips to prevent static discharge.

Properly shield the work environment from accidental electrostatic discharge before opening packages containing ESDs.

The potential for static electricity discharge may be increased in low humidity environments, such as air-conditioned rooms. Increase the airflow to the working area to decrease the chance of accidental static electricity discharges.

2. Specification

2-1. GSM General Specification

Item		GSM 850	EGSM 900	DCS1800	PCS1900
Freq. Band[MHz]		824~849	880~915	1710~1785	1850~1910
Uplink/Downlink		869~894	925~960	1805~1880	1930~1990
ARFCN range		128~251	0~124 & 975~1023	512~885	512~810
Tx/Rx spacing		45MHz	45MHz	95MHz	80MHz
Mod. Bit rate/ Bit Period		270.833kbps 3.692us	270.833kbps 3.692us	270.833kbps 3.692us	270.833kbps 3.692us
Time Slot Period/ Frame Period		576.9us 4.615ms	576.9us 4.615ms	576.9us 4.615ms	576.9us 4.615ms
Modulation	GSM/ EGPRS	GMSK/ 8PSK	GMSK/ 8PSK	GMSK/ 8PSK	GMSK/ 8PSK
MS Power		33dBm~5dBm	33dBm~5dBm	30dBm~0dBm	30dBm~0dBm
Power Class		4(GMSK) E2(8PSK)	4(GMSK) E2(8PSK)	1(GMSK) E2(8PSK)	1(GMSK) E2(8PSK)
Sensitivity		-102dBm	-102dBm	-100dBm	-100dBm
TDMA Mux		8	8	8	8

2. Specification

2-2. GSM Tx Power Class

TX Power Control level	GSM850	TX Power Control level	EGSM900	TX Power Control level	DCS1800	TX Power Control level	PCS1900
5	33±2 dBm	5	33±2 dBm	0	30±3 dBm	0	30±3 dBm
6	31±2 dBm	6	31±2 dBm	1	28±3 dBm	1	28±3 dBm
7	29±2 dBm	7	29±2 dBm	2	26±3 dBm	2	26±3 dBm
8	27±2 dBm	8	27±2 dBm	3	24±3 dBm	3	24±3 dBm
9	25±2 dBm	9	25±2 dBm	4	22±3 dBm	4	22±3 dBm
10	23±2 dBm	10	23±2 dBm	5	20±3 dBm	5	20±3 dBm
11	21±2 dBm	11	21±2 dBm	6	18±3 dBm	6	18±3 dBm
12	19±2 dBm	12	19±2 dBm	7	16±3 dBm	7	16±3 dBm
13	17±2 dBm	13	17±2 dBm	8	14±3 dBm	8	14±3 dBm
14	15±2 dBm	14	15±2 dBm	9	12±4 dBm	9	12±4 dBm
15	13±2 dBm	15	13±2 dBm	10	10±4 dBm	10	10±4 dBm
16	11±3 dBm	16	11±3 dBm	11	8±4 dBm	11	8±4 dBm
17	9±3 dBm	17	9±3 dBm	12	6±4 dBm	12	6±4 dBm
18	7±3 dBm	18	7±3 dBm	13	4±4 dBm	13	4±4 dBm
19	5±3 dBm	19	5±3 dBm	14	2±5 dBm	14	2±5 dBm
-	-	-	-	15	0±5 dBm	15	0±5 dBm

2. Specification

2-3-1. WCDMA General Specification [SM-A205F/FN]

Item	WCDMA2100(B1)	WCDMA1900(B2)	WCDMA850(B5)	WCDMA900(B8)
Freq. Band[MHz] Uplink/Downlink	1920~1980 2110~2170	1850~1910 1930~1990	824~849 869~894	880~915 925~960
ARFCN range	UL: 9612~9888 DL: 10562~10838	UL: 9262~9538 DL: 9662~9938	UL: 4132~4233 DL: 4357~4458	UL: 2712~2868 DL: 2937~3088
Tx/Rx spacing	190MHz	80MHz	45MHz	45MHz
Mod. Bit rate/ Bit Period	42.2Mbps(DL) 5.42Mbps(UL)	42.2Mbps(DL) 5.42Mbps(UL)	42.2Mbps(DL) 5.42Mbps(UL)	42.2Mbps(DL) 5.42Mbps(UL)
Time Slot Period/ Frame Period	WCDMA 10ms/0.667ms HSPA 2ms/0.667ms	WCDMA 10ms/0.667ms HSPA 2ms/0.667ms	WCDMA 10ms/0.667ms HSPA 2ms/0.667ms	WCDMA 10ms/0.667ms HSPA 2ms/0.667ms
Modulation	QPSK 16QAM 64QAM	QPSK 16QAM 64QAM	QPSK 16QAM 64QAM	QPSK 16QAM 64QAM
MS Power (dBm)	25.7 ~ -49(↓)	25.7 ~ -49(↓)	25.7 ~ -49(↓)	25.7 ~ -49(↓)
Power Class	3(max+24dBm)	3(max+24dBm)	3(max+24dBm)	3(max+24dBm)
Sensitivity	-106dBm	-104dBm	-104dBm	-103dBm

2. Specification

2-3-2. WCDMA General Specification [SM-A205G/GN]

Item	WCDMA2100(B1)	WCDMA1900(B2)	WCDMA AWS(B4)	WCDMA850(B5)	WCDMA900(B8)
Freq. Band[MHz] Uplink/Downlink	1920~1980 2110~2170	1850~1910 1930~1990	1710~1755 2110~2155	824~849 869~894	880~915 925~960
ARFCN range	UL: 9612~9888 DL: 10562~10838	UL: 9262~9538 DL: 9662~9938	UL: 1312~1513 DL: 1537~1738	UL: 4132~4233 DL: 4357~4458	UL: 2712~2868 DL: 2937~3088
Tx/Rx spacing	190MHz	80MHz	400MHz	45MHz	45MHz
Mod. Bit rate/ Bit Period	42.2Mbps(DL) 5.42Mbps(UL)	42.2Mbps(DL) 5.42Mbps(UL)	42.2Mbps(DL) 5.42Mbps(UL)	42.2Mbps(DL) 5.42Mbps(UL)	42.2Mbps(DL) 5.42Mbps(UL)
Time Slot Period/ Frame Period	WCDMA 10ms/0.667ms HSPA 2ms/0.667ms	WCDMA 10ms/0.667ms HSPA 2ms/0.667ms	WCDMA 10ms/0.667ms HSPA 2ms/0.667ms	WCDMA 10ms/0.667ms HSPA 2ms/0.667ms	WCDMA 10ms/0.667ms HSPA 2ms/0.667ms
Modulation	QPSK 16QAM 64QAM	QPSK 16QAM 64QAM	QPSK 16QAM 64QAM	QPSK 16QAM 64QAM	QPSK 16QAM 64QAM
MS Power (dBm)	25.7 ~ -49(↓)	25.7 ~ -49(↓)	25.7 ~ -49(↓)	25.7 ~ -49(↓)	25.7 ~ -49(↓)
Power Class	3(max+24dBm)	3(max+24dBm)	3(max+24dBm)	3(max+24dBm)	3(max+24dBm)
Sensitivity	-106dBm	-104dBm	-106dBm	-104dBm	-103dBm

2. Specification

2-4-1. LTE General Specification [SM-A205F/FN]

Item	LTE Band1	LTE Band3	LTE Band5	LTE Band7	LTE Band8
Freq. Band[MHz] Uplink/Downlink	1920~1980 2110~2170	1710~1785 1805~1880	824~849 869~894	2500~2570 2620~2690	880~915 925~960
ARFCN range	UL:18000~18599 DL:0~599	UL:19200~19949 DL:1200~1949	UL:20400~20649 DL:2400~2649	UL:20750~21449 DL:2750~3449	UL:21450~21799 DL:3450~3799
Tx/Rx spacing (MHz)	190	95	45	120	45
Channel Bandwidth (MHz)	5/10/15/20	1.4/3/5/10/15/20	1.4/3/5/10	5/10/15/20	1.4/3/5/10
Modulation	QPSK,16/64QAM 256QAM(DL only)	QPSK,16/64QAM 256QAM(DL only)	QPSK,16/64QAM 256QAM(DL only)	QPSK,16/64QAM 256QAM(DL only)	QPSK,16/64QAM 256QAM(DL only)
MS Power (dBm)	25.7~-39(↓)	25.7~-39(↓)	25.7~-39(↓)	25.7~-39(↓)	25.7~-39(↓)
Sensitivity(QPSK, BW 10MHz) (dBm)	-96.3	-93.3	-94.3	-94.3	-93.3

Item	LTE Band20	LTE Band38	LTE Band40	LTE Band41
Freq. Band[MHz] Uplink/Downlink	832~862 791~821	2570~2620	2300~2400	2496~2690
ARFCN range	UL:24150~24449 DL:6150~6449	UL/DL:37750 ~ 38249	UL/DL:38650 ~ 39649	UL/DL:39650 ~ 41589
Tx/Rx spacing (MHz)	-41	0	0	0
Channel Bandwidth (MHz)	5/10/15/20	5/10/15/20	5/10/15/20	5/10/15/20
Modulation	QPSK,16/64QAM 256QAM(DL only)	QPSK,16/64QAM 256QAM(DL only)	QPSK,16/64QAM 256QAM(DL only)	QPSK,16/64QAM 256QAM(DL only)
MS Power (dBm)	25.7~-39(↓)	25.7~-39(↓)	25.7~-39(↓)	25.7~-39(↓)
Sensitivity(QPSK, BW 10MHz) (dBm)	-93.3	-96.3	-96.3	-94.3

2. Specification

2-4-2. LTE General Specification [SM-A205G/GN]

Item	LTE Band1	LTE Band2	LTE Band3	LTE Band4	LTE Band5
Freq. Band[MHz] Uplink/Downlink	1920~1980 2110~2170	1850~1910 1930~1990	1710~1785 1805~1880	1710~1755 2110~2155	824~849 869~894
ARFCN range	UL:18000~18599 DL:0~599	UL:18600~19199 DL:600~1199	UL:19200~19949 DL:1200~1949	UL:19950~20399 DL:1950~2399	UL:20400~20649 DL:2400~2649
Tx/Rx spacing (MHz)	190	80	95	400	45
Channel Bandwidth (MHz)	5/10/15/20	1.4/3/5/10/15/20	1.4/3/5/10/15/20	1.4/3/5/10/15/20	1.4/3/5/10
Modulation	QPSK,16/64QAM 256QAM(DL only)	QPSK,16/64QAM 256QAM(DL only)	QPSK,16/64QAM 256QAM(DL only)	QPSK,16/64QAM 256QAM(DL only)	QPSK,16/64QAM 256QAM(DL only)
MS Power (dBm)	25.7~-39(↓)	25.7~-39(↓)	25.7~-39(↓)	25.7~-39(↓)	25.7~-39(↓)
Sensitivity (QPSK, BW 10MHz) (dBm)	-96.3	-94.3	-93.3	-96.3	-94.3

Item	LTE Band7	LTE Band8	LTE Band12	LTE Band13	LTE Band17	LTE Band20
Freq. Band[MHz] Uplink/Downlink	2500~2570 2620~2690	880~915 925~960	699~716 729~746	777~787 746~756	704~716 734~746	832~862 791~821
ARFCN range	UL:20750~21449 DL:2750~3449	UL:21450-21799 DL:3450-3799	UL:23010~23179 DL:5010~5179	UL:23180~23279 DL:5180~5279	UL:23730~23849 DL:5730~5849	UL:24150~24449 DL:6150~6449
Tx/Rx spacing (MHz)	120	45	30	-31	30	-41
Channel Bandwidth (MHz)	5/10/15/20	1.4/3/5/10	1.4/3/5/10	1.4/3/5/10	5/10	5/10/15/20
Modulation	QPSK,16/64QAM 256QAM(DL only)	QPSK,16/64QAM 256QAM(DL only)	QPSK,16/64QAM 256QAM(DL only)	QPSK,16/64QAM 256QAM(DL only)	QPSK,16/64QAM 256QAM(DL only)	QPSK,16/64QAM 256QAM(DL only)
MS Power (dBm)	25.7~-39(↓)	25.7~-39(↓)	25.7~-39(↓)	25.7~-39(↓)	25.7~-39(↓)	25.7~-39(↓)
Sensitivity(QPSK, BW 10MHz)(dBm)	-94.3	-93.3	-93.3	-93.3	-93.3	-93.3

2. Specification

Item	LTE Band28	LTE Band38	LTE Band40	LTE Band41	LTE Band66
Freq. Band[MHz] Uplink/Downlink	703~748 758~803	2570~2620	2300~2400	2496~2690	1710~1780 2110~2200
ARFCN range	UL:27210~27659 DL:9210~9659	UL/DL:37750 ~ 38249	UL/DL:38650 ~ 39649	UL/DL:39650 ~ 41589	UL:131972~132671 DL:66436~67335
Tx/Rx spacing (MHz)	55	0	0	0	400
Channel Bandwidth (MHz)	3/5/10/15/20	5/10/15/20	5/10/15/20	5/10/15/20	1.4/3/5/10/15/20
Modulation	QPSK,16/64QAM 256QAM(DL only)	QPSK,16/64QAM 256QAM(DL only)	QPSK,16/64QAM 256QAM(DL only)	QPSK,16/64QAM 256QAM(DL only)	QPSK,16/64QAM 256QAM(DL only)
MS Power (dBm)	25.7~-39(↓)	25.7~-39(↓)	25.7~-39(↓)	25.7~-39(↓)	25.7~-39(↓)
Sensitivity (QPSK, BW 10MHz) (dBm)	-94.8	-96.3	-96.3	-94.3	-95.8

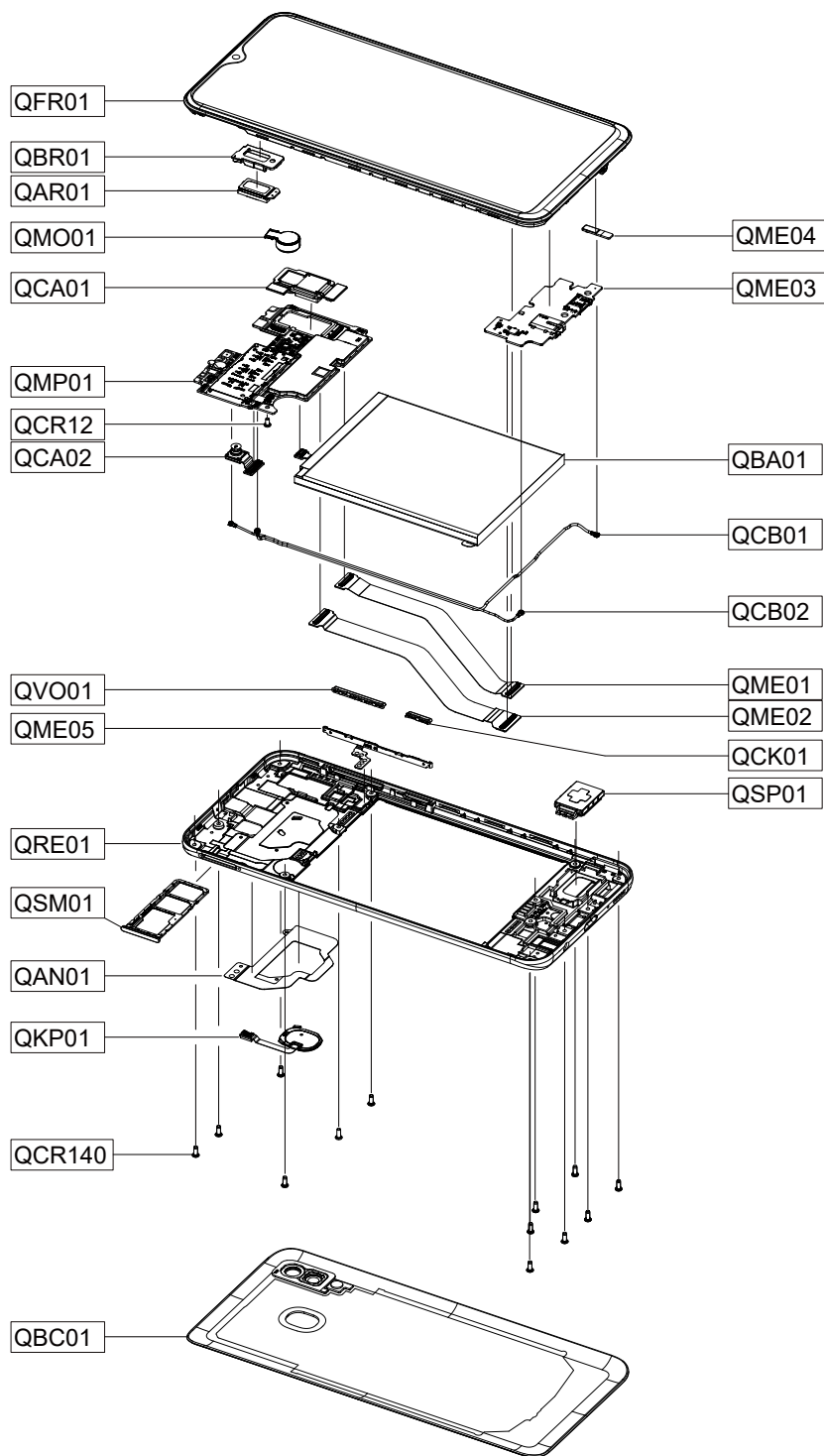
3. Product Function

Main Function

Item	Description
OS	Android P OS V9.0
SM-A205F/FN RF	GSM850 / GSM900 / DCS1800 / PCS1900 WCDMA: B1/ B2/ B5/ B8 LTE: (FDD) B1/ B3/ B5/ B7/ B8/ B20 (TDD) B38/ B40/ B41
SM-A205G/GN RF	GSM850 / GSM900 / DCS1800 / PCS1900 WCDMA: B1/ B2/ B4/ B5/ B8 LTE: (FDD) B1/ B2/ B3/ B4/ B5/ B7/ B8/ B12/ B13/ B17/ B20/ B28/ B66 (TDD) B38/ B40/ B41
Battery	4,000mAh(Typ) 3,900mAh(Min)
Base Band	Octa core (1.6GHz / 1.35Ghz)
Other RF	GPS, Glonass, Beidou, Galileo, BT5.0, USB 2.0, WIFI 802.11 b/g/n(2.4G), FM Radio, NFC(SM-A205FN/GN)
Camera	Rear : 13.0MP+ 5MP, Front : 8.0MP
LCD	6,4" On-Cell Touch AMOLED, 720 x 1560 (HD+)
RAM	3GB
Storage	32GB
Sensor	Accelerometer, Fingerprint Sensor, Gyro Sensor, Gemagnetic Sensor Hall Sensor, Proximity Sensor
Accessory	Charger: 9V/1.67A and 5V/2.0A AFC charging Data cable: 3.0pi, 0.8m(USB-C) Ear phone: 3.5pi, 4pin

4. Exploded View and Parts List

4-1-1. Cellular phone Exploded View [SM-A205FN/GN]



※ SVC REPAIR TAPE
QRT01, QRT02

5. MAIN Electrical Parts List

[SM-A205FN]

Parts Code	Design LOC	Description
0401-001110	D5001	DIODE-SWITCHING
0404-001250	D5000	DIODE-SCHOTTKY
0406-001506	ZD1001,ZD1002	DIODE-TVS
0406-001561	ZD5002,ZD5011,ZD6000	DIODE-TVS
0406-001561	ZD6001,ZD6026	DIODE-TVS
0406-001592	ZD5004,ZD6021	DIODE-TVS
0406-001728	ZD5001	DIODE-TVS
0406-001781	ZD6024,ZD6025	DIODE-TVS
0406-001809	ZD6015,ZD6016	DIODE-TVS
0406-001837	D6000	DIODE-TVS
0505-003618	Q5000	FET-SILICON
0601-003768	LED5000	LED
1001-001974	U1003	IC
1001-001975	U2002,U2006,U2007	IC
1001-002078	U2003	IC
1003-002802	U2004	IC
1105-002962	UCP400UP	RAM(POP)
1107-002552	UME5000	IC-FLASH MEMORY
1201-003869	U3005	IC
1201-003984	U1002,U1005	IC
1201-004100	U1006	IC
1201-004209	PAM1000	IC
1201-004228	U6001	IC
1203-008249	U3011	IC
1203-008475	U6002	IC
1203-008603	U5007	IC
1203-008693	U2001	IC
1203-008771	U3015	IC
1203-008867	U3000,U7003	IC
1203-008872	U7002,U7004	IC
1203-008925	U3013	IC
1203-008989	U7000	IC
1203-009220	U7001	IC
1203-009211	U5002	IC
1203-009213	U5001	IC
1203-009221	U7005	IC
1205-005806	U2012	IC

Confidential and proprietary-the contents in this service guide subject to change without prior notice

Distribution, transmission, or infringement of any content or data from this document without Samsung's written authorization is strictly prohibited.

5. MAIN Electrical Parts List

1205-005860	U3003	IC
1205-006088	U3004	IC
1205-006117	UCP400	IC
1209-002413	U3014	IC
1209-002450	U3012	IC
1209-002629	U3016	IC
1404-001724	TH1000,TH4000,VR5000	THERMISTOR
1405-001429	V7000	VARISTOR
2007-000141	R3005,R3012,R3014	R-CHIP
2007-003015	R6062,R6063	R-CHIP
2007-007190	R6064,R6067	R-CHIP
2007-007310	R3001,R3002	R-CHIP
2007-007741	R4012,R5025,R5027	R-CHIP
2007-007741	R6061	R-CHIP
2007-007798	R6025	R-CHIP
2007-007942	R5000	R-CHIP
2007-007946	R5004	R-CHIP
2007-008052	R5022,R5024,R7001	R-CHIP
2007-008052	R7009	R-CHIP
2007-008055	R4001,R4010,R4047	R-CHIP
2007-008419	R4041,R5023	R-CHIP
2007-008483	R5020,R5021	R-CHIP
2007-008516	R3003,R4015,R4016	R-CHIP
2007-008516	R4027,R4226,R6003	R-CHIP
2007-008516	R6023,R6024	R-CHIP
2007-008531	R5015,R6009,R7000	R-CHIP
2007-008531	R7004,R7014	R-CHIP
2007-008588	R3006,R3007,R4017	R-CHIP
2007-008588	R4018,R4022,R4023	R-CHIP
2007-008588	R4024,R4026,R4030	R-CHIP
2007-008588	R4032,R4034,R4036	R-CHIP
2007-008588	R4037,R4228,R4231	R-CHIP
2007-008588	R4334,R4335,R4336	R-CHIP
2007-008800	R6012	R-CHIP
2007-008806	R2001	R-CHIP
2007-009084	R6000	R-CHIP
2007-009111	R3004,R5029	R-CHIP
2007-009157	R1007,R4002,R4003	R-CHIP
2007-009157	R5009,R5105,R6026	R-CHIP

Confidential and proprietary-the contents in this service guide subject to change without prior notice

Distribution, transmission, or infringement of any content or data from this document without Samsung's written authorization is strictly prohibited.

5. MAIN Electrical Parts List

2007-009171	R5003,R5008	R-CHIP
2007-009212	R5011,R6006	R-CHIP
2007-009352	R5019	R-CHIP
2007-009361	R1000,R1002	R-CHIP
2007-009408	R6007	R-CHIP
2007-009410	R6038,R6039	R-CHIP
2007-009766	R3000	R-CHIP
2007-009793	R6014	R-CHIP
2007-009801	R5007	R-CHIP
2007-009805	R1001,R1003,R1004	R-CHIP
2007-009920	R4004,R4005,R4007	R-CHIP
2007-009920	R4009	R-CHIP
2007-009969	R6008	R-CHIP
2007-010685	R7003	R-CHIP
2007-011043	R4200,R4201,R4202	R-CHIP
2007-011043	R4203,R4333	R-CHIP
2007-011532	R6010	R-CHIP
2007-011648	R6019	R-CHIP
2007-012068	R5002	R-CHIP
2203-000330	C3050	C-CERAMIC,CHIP
2203-000489	C5173,C5174	C-CERAMIC,CHIP
2203-001153	C3044,C3052	C-CERAMIC,CHIP
2203-001239	C3049	C-CERAMIC,CHIP
2203-005344	C5267	C-CERAMIC,CHIP
2203-005682	C5117,C5123,C5556	C-CERAMIC,CHIP
2203-005725	C7006,L1038	C-CERAMIC,CHIP
2203-005729	C6000,C6004,C6010	C-CERAMIC,CHIP
2203-005729	C6015,C6018,C6019	C-CERAMIC,CHIP
2203-005729	C7011	C-CERAMIC,CHIP
2203-005731	C1125,C2055,C6058	C-CERAMIC,CHIP
2203-005731	C6059	C-CERAMIC,CHIP
2203-005732	C5049,C6009,C6016	C-CERAMIC,CHIP
2203-005732	C6017,C6022	C-CERAMIC,CHIP
2203-005734	C3057	C-CERAMIC,CHIP
2203-005736	C1000,C1003,C1006	C-CERAMIC,CHIP
2203-005736	C1017,C1018,C1022	C-CERAMIC,CHIP
2203-005736	C1034,C1040,C1052	C-CERAMIC,CHIP
2203-005736	C1053,C1060,C1083	C-CERAMIC,CHIP
2203-005736	C1084,C1085,C1091	C-CERAMIC,CHIP

Confidential and proprietary-the contents in this service guide subject to change without prior notice

Distribution, transmission, or infringement of any content or data from this document without Samsung's written authorization is strictly prohibited.

5. MAIN Electrical Parts List

2203-005736	C1114,C2002,C2004	C-CERAMIC,CHIP
2203-005736	C2006,C2014,C2030	C-CERAMIC,CHIP
2203-005736	C2036,C2041,C2047	C-CERAMIC,CHIP
2203-005736	C2050,C3003,C3007	C-CERAMIC,CHIP
2203-005736	C3014,C3028,C3029	C-CERAMIC,CHIP
2203-005736	C3054,C3061,L1008	C-CERAMIC,CHIP
2203-005736	L1044	C-CERAMIC,CHIP
2203-005740	C3036	C-CERAMIC,CHIP
2203-005777	C1086,C1093	C-CERAMIC,CHIP
2203-005789	C1025,C1116,C1117	C-CERAMIC,CHIP
2203-005789	C1118,C1119,C1120	C-CERAMIC,CHIP
2203-005789	C1126,C1142,L1026	C-CERAMIC,CHIP
2203-005792	C1078,C1095,C1139	C-CERAMIC,CHIP
2203-005792	C2003	C-CERAMIC,CHIP
2203-005806	C1099,C1106,C1108	C-CERAMIC,CHIP
2203-005806	C2000,C3030	C-CERAMIC,CHIP
2203-006121	C6014	C-CERAMIC,CHIP
2203-006187	C6029	C-CERAMIC,CHIP
2203-006194	C6008	C-CERAMIC,CHIP
2203-006305	L2009	C-CERAMIC,CHIP
2203-006318	C1077,L1064,L2032	C-CERAMIC,CHIP
2203-006379	C6060	C-CERAMIC,CHIP
2203-006400	C1011,C2048,C3039	C-CERAMIC,CHIP
2203-006400	C3043,C3053,C4013	C-CERAMIC,CHIP
2203-006400	C6051	C-CERAMIC,CHIP
2203-006410	C1087	C-CERAMIC,CHIP
2203-006423	C2032,C3066,C3098	C-CERAMIC,CHIP
2203-006423	C3099,C4005,C5120	C-CERAMIC,CHIP
2203-006423	C5172,C5555,C6013	C-CERAMIC,CHIP
2203-006423	C6026,C6028,C7034	C-CERAMIC,CHIP
2203-006556	C1036,C3058,C5045	C-CERAMIC,CHIP
2203-006604	C1104,C3062,C6030	C-CERAMIC,CHIP
2203-006611	C1081	C-CERAMIC,CHIP
2203-006648	C6021	C-CERAMIC,CHIP
2203-006665	L1059	C-CERAMIC,CHIP
2203-006668	C4064	C-CERAMIC,CHIP
2203-006674	C2042,C3027	C-CERAMIC,CHIP
2203-006707	C1008	C-CERAMIC,CHIP
2203-006839	C1012,C1048,C1068	C-CERAMIC,CHIP

Confidential and proprietary-the contents in this service guide subject to change without prior notice

Distribution, transmission, or infringement of any content or data from this document without Samsung's written authorization is strictly prohibited.

5. MAIN Electrical Parts List

2203-006839	C1071,C1074,C1131	C-CERAMIC,CHIP
2203-006839	C2001,C4035,C5092	C-CERAMIC,CHIP
2203-006839	C5095	C-CERAMIC,CHIP
2203-006846	C1111,C4204,C4205	C-CERAMIC,CHIP
2203-006846	C4206,C4207	C-CERAMIC,CHIP
2203-006979	C2010,C2018,C2020	C-CERAMIC,CHIP
2203-006979	C2022,C2024,C2026	C-CERAMIC,CHIP
2203-006979	C2028,C2033,C2054	C-CERAMIC,CHIP
2203-007194	C1014,C3059,C3067	C-CERAMIC,CHIP
2203-007194	C7007	C-CERAMIC,CHIP
2203-007210	C4050,C4051,C4068	C-CERAMIC,CHIP
2203-007210	C4087,C5125,C5126	C-CERAMIC,CHIP
2203-007235	C5038,C5058	C-CERAMIC,CHIP
2203-007271	C2053,C4062,C5083	C-CERAMIC,CHIP
2203-007271	C5097,C5129,C7064	C-CERAMIC,CHIP
2203-007279	C7012,C7147	C-CERAMIC,CHIP
2203-007317	C3020,C3021,C7014	C-CERAMIC,CHIP
2203-007391	C2031,C5133,C5136	C-CERAMIC,CHIP
2203-007392	C5061,C5098	C-CERAMIC,CHIP
2203-007393	C1105,C2012,C3011	C-CERAMIC,CHIP
2203-007393	C3100,C3101,C4011	C-CERAMIC,CHIP
2203-007393	C4023,C4024,C4039	C-CERAMIC,CHIP
2203-007393	C4074,C4078,C5032	C-CERAMIC,CHIP
2203-007393	C5066,C5084,C5087	C-CERAMIC,CHIP
2203-007393	C5096,C5118,C5124	C-CERAMIC,CHIP
2203-007393	C5127,C5168,C5169	C-CERAMIC,CHIP
2203-007393	C5170,C5171,C6025	C-CERAMIC,CHIP
2203-007393	C7003,C7018,C7023	C-CERAMIC,CHIP
2203-007393	C7024,C7027,C7028	C-CERAMIC,CHIP
2203-007393	C7133	C-CERAMIC,CHIP
2203-007456	C5086,C6032	C-CERAMIC,CHIP
2203-007474	C2017,C2021,C2023	C-CERAMIC,CHIP
2203-007474	C2027,C2034,C4047	C-CERAMIC,CHIP
2203-007474	C4049,C4069,C5056	C-CERAMIC,CHIP
2203-007796	C2011,C2019,C2025	C-CERAMIC,CHIP
2203-007796	C2049,C3000,C3002	C-CERAMIC,CHIP
2203-007796	C3008,C3013,C3018	C-CERAMIC,CHIP
2203-007796	C3022,C3031,C3094	C-CERAMIC,CHIP
2203-007796	C3096,C3097,C3102	C-CERAMIC,CHIP

Confidential and proprietary-the contents in this service guide subject to change without prior notice

Distribution, transmission, or infringement of any content or data from this document without Samsung's written authorization is strictly prohibited.

5. MAIN Electrical Parts List

2203-007796	C4002,C4004,C4006	C-CERAMIC,CHIP
2203-007796	C4007,C4008,C4009	C-CERAMIC,CHIP
2203-007796	C4014,C4015,C4018	C-CERAMIC,CHIP
2203-007796	C4019,C4020,C4021	C-CERAMIC,CHIP
2203-007796	C4022,C4029,C4030	C-CERAMIC,CHIP
2203-007796	C4033,C4034,C4037	C-CERAMIC,CHIP
2203-007796	C4038,C4044,C4045	C-CERAMIC,CHIP
2203-007796	C4052,C4053,C4055	C-CERAMIC,CHIP
2203-007796	C4056,C4063,C4065	C-CERAMIC,CHIP
2203-007796	C4066,C4067,C4070	C-CERAMIC,CHIP
2203-007796	C4071,C4072,C4073	C-CERAMIC,CHIP
2203-007796	C4075,C4076,C4077	C-CERAMIC,CHIP
2203-007796	C4079,C4080,C4081	C-CERAMIC,CHIP
2203-007796	C4082,C4083,C4088	C-CERAMIC,CHIP
2203-007796	C4089,C4090,C4091	C-CERAMIC,CHIP
2203-007796	C4092,C4093,C4094	C-CERAMIC,CHIP
2203-007796	C4259,C5008,C5009	C-CERAMIC,CHIP
2203-007796	C5012,C5014,C5015	C-CERAMIC,CHIP
2203-007796	C5016,C5017,C5018	C-CERAMIC,CHIP
2203-007796	C5019,C5020,C5024	C-CERAMIC,CHIP
2203-007796	C5025,C5026,C5030	C-CERAMIC,CHIP
2203-007796	C5073,C5085,C5093	C-CERAMIC,CHIP
2203-007796	C5101,C5102,C5104	C-CERAMIC,CHIP
2203-007796	C5107,C5108,C5110	C-CERAMIC,CHIP
2203-007796	C5128,C5166,C7005	C-CERAMIC,CHIP
2203-007796	C7013,C7015,C7025	C-CERAMIC,CHIP
2203-007796	C7026,C7033,C7041	C-CERAMIC,CHIP
2203-007796	C7065,C7066,C7068	C-CERAMIC,CHIP
2203-007796	C7144,C7145	C-CERAMIC,CHIP
2203-008097	C6054	C-CERAMIC,CHIP
2203-008158	C5079	C-CERAMIC,CHIP
2203-008242	C2058,C3005,C3016	C-CERAMIC,CHIP
2203-008242	C4001,C4003,C4017	C-CERAMIC,CHIP
2203-008242	C4043,C5000,C5002	C-CERAMIC,CHIP
2203-008242	C5004,C5007,C5011	C-CERAMIC,CHIP
2203-008242	C5021,C5022,C5023	C-CERAMIC,CHIP
2203-008242	C5027,C5036,C6053	C-CERAMIC,CHIP
2203-008242	C7031,C7152	C-CERAMIC,CHIP
2203-008654	C6031	C-CERAMIC,CHIP

Confidential and proprietary-the contents in this service guide subject to change without prior notice

Distribution, transmission, or infringement of any content or data from this document without Samsung's written authorization is strictly prohibited.

5. MAIN Electrical Parts List

2203-008860	C2057,C3006,C3092	C-CERAMIC,CHIP
2203-008860	C3093,C3095,C5100	C-CERAMIC,CHIP
2203-008860	C5121,C5134,C6056	C-CERAMIC,CHIP
2203-008860	C7032,C7040,C7042	C-CERAMIC,CHIP
2203-008860	C7067,C7069,C7070	C-CERAMIC,CHIP
2203-008876	C1069,C1098,C3010	C-CERAMIC,CHIP
2203-008876	C5075,C5119,C6057	C-CERAMIC,CHIP
2203-008876	C7029,C7030,C7188	C-CERAMIC,CHIP
2203-009167	C3048,C3051	C-CERAMIC,CHIP
2203-009328	C4060,C4061,C4086	C-CERAMIC,CHIP
2203-009328	C5039,C5041,C5042	C-CERAMIC,CHIP
2203-009328	C5047,C5052,C5060	C-CERAMIC,CHIP
2203-009328	C5063,C5074	C-CERAMIC,CHIP
2203-009537	C5003	C-CERAMIC,CHIP
2203-009618	C5069,C5077,C6006	C-CERAMIC,CHIP
2203-009618	C6055,C7044	C-CERAMIC,CHIP
2203-009733	C1075,C2009,C3025	C-CERAMIC,CHIP
2203-009733	C3026,C3035,C5035	C-CERAMIC,CHIP
2203-009733	C5037,C5040,C5043	C-CERAMIC,CHIP
2203-009733	C5048,C5050,C5051	C-CERAMIC,CHIP
2203-009733	C5054,C5055,C5065	C-CERAMIC,CHIP
2203-009733	C5071,C5072,C5076	C-CERAMIC,CHIP
2203-009733	C5081,C5091,C5152	C-CERAMIC,CHIP
2203-009733	C6052,C7045,C7046	C-CERAMIC,CHIP
2203-009733	C7047,C7048,C7049	C-CERAMIC,CHIP
2203-009733	C7050,C7051,C7054	C-CERAMIC,CHIP
2203-009733	C7055,C7056,C7060	C-CERAMIC,CHIP
2203-009733	C7061,C7062,C7148	C-CERAMIC,CHIP
2203-009733	C7150,C7151	C-CERAMIC,CHIP
2203-010085	C5044	C-CERAMIC,CHIP
2703-002649	L1033,L2029	INDUCTOR-SMD
2703-002903	L3013,L6010,L6011	INDUCTOR-SMD
2703-002907	C1096,L2031	INDUCTOR-SMD
2703-002955	L2020	INDUCTOR-SMD
2703-002959	L2028,L3011	INDUCTOR-SMD
2703-002999	C1112,L1005,L3027	INDUCTOR-SMD
2703-003476	L3000	INDUCTOR-SMD
2703-003970	L3014	INDUCTOR-SMD
2703-004012	L1035,L1054,L1061	INDUCTOR-SMD

Confidential and proprietary-the contents in this service guide subject to change without prior notice

Distribution, transmission, or infringement of any content or data from this document without Samsung's written authorization is strictly prohibited.

5. MAIN Electrical Parts List

2703-004012	L2024	INDUCTOR-SMD
2703-004013	L1028,L3015	INDUCTOR-SMD
2703-004014	L2022,L2023,L3010	INDUCTOR-SMD
2703-004018	C1057,C1127,L1007	INDUCTOR-SMD
2703-004018	L1055,L1060	INDUCTOR-SMD
2703-004032	C1092,L1032	INDUCTOR-SMD
2703-004034	C1051,C2046,L1025	INDUCTOR-SMD
2703-004034	L1029,L3002	INDUCTOR-SMD
2703-004035	L2001,L2004,L2038	INDUCTOR-SMD
2703-004036	C1129,L1011,L3004	INDUCTOR-SMD
2703-004037	L2000,L2003,L2035	INDUCTOR-SMD
2703-004038	C1063,C3040,L1023	INDUCTOR-SMD
2703-004038	L1057,L2010	INDUCTOR-SMD
2703-004171	L1016	INDUCTOR-SMD
2703-004193	L1003	INDUCTOR-SMD
2703-004286	C1059,C3038,L1010	INDUCTOR-SMD
2703-004286	L1062	INDUCTOR-SMD
2703-004317	L1013,L3001	INDUCTOR-SMD
2703-004328	L1004,L1052,L2002	INDUCTOR-SMD
2703-004328	L2007	INDUCTOR-SMD
2703-004363	L2030	INDUCTOR-SMD
2703-004367	L3016	INDUCTOR-SMD
2703-004368	L3003	INDUCTOR-SMD
2703-004408	L1017,L1021	INDUCTOR-SMD
2703-004763	C1137,C1140,L1001	INDUCTOR-SMD
2703-004763	L1053	INDUCTOR-SMD
2703-005066	L2008	INDUCTOR-SMD
2703-005085	L1063	INDUCTOR-SMD
2703-005087	L1030,L1037	INDUCTOR-SMD
2703-005200	L6012	INDUCTOR-SMD
2703-005201	L5001,L5003,L5004	INDUCTOR-SMD
2703-005201	L5005,L5011	INDUCTOR-SMD
2703-005224	L7009	INDUCTOR-SMD
2703-005296	L1041	INDUCTOR-SMD
2703-005366	C1124	INDUCTOR-SMD
2703-005418	L7006	INDUCTOR-SMD
2703-005419	L7007	INDUCTOR-SMD
2703-005555	L3008,L3009	INDUCTOR-SMD
2703-005689	L5002,L5006,L5007	INDUCTOR-SMD

Confidential and proprietary-the contents in this service guide subject to change without prior notice

Distribution, transmission, or infringement of any content or data from this document without Samsung's written authorization is strictly prohibited.

5. MAIN Electrical Parts List

2703-005689	L5009,L5012	INDUCTOR-SMD
2801-005389	OSC5000	CRYSTAL-UNIT
2805-001117	OSC2000	OSCILLATOR
2901-001690	C4057,C4058,C4059	FILTER-EMI SMD
2901-001690	C4084,C4085,U4009	FILTER-EMI SMD
2901-001690	U4010	FILTER-EMI SMD
2904-002198	F2002	FILTER-SAW
2904-002339	F2000	FILTER-SAW
2904-002350	F1008	FILTER-SAW
2904-002355	F3002,F3003	FILTER-SAW
2904-002381	F3000	FILTER-SAW
2904-002397	F1006,F2001	FILTER-SAW
2910-000367	F1010	FILTER
2911-000430	U2000	FILTER
2911-000450	U1007	FILTER
3003-001237	MIC6000	MIC-CONDENSOR
3301-002078	R6011	CORE-FERRITE BEAD
3301-002122	L2005,L2006,L6008	CORE-FERRITE BEAD
3301-002122	L6018	CORE-FERRITE BEAD
3301-002223	L7000,L7001,L7002	CORE-FERRITE BEAD
3301-002223	L7004	CORE-FERRITE BEAD
3301-002235	L6001,L6003,L6004	CORE-FERRITE BEAD
3301-002235	L6005,L6006,L6007	CORE-FERRITE BEAD
3301-002235	L6009,L6013	CORE-FERRITE BEAD
3301-002237	L1000,L2027,L2037	CORE-FERRITE BEAD
3301-002238	L2013,L2017,L2019	CORE-FERRITE BEAD
3301-002238	L3012,L6000,L6002	CORE-FERRITE BEAD
3301-002239	L2011	CORE-FERRITE BEAD
3301-002242	L2036	CORE-FERRITE BEAD
3301-002312	L2014,L2016,L2018	CORE-FERRITE BEAD
3301-002312	L7005,L7008,L7010	CORE-FERRITE BEAD
3301-002331	L5008	CORE-FERRITE BEAD
3705-001937	RFS1000,RFS1001	CONNECTOR-COAXIAL
3709-001932	SIM4UP	CONNECTOR-CARD EDGE
3709-001933	SIM3	CONNECTOR-CARD EDGE
3709-001934	SIM1,SIM2	CONNECTOR-CARD EDGE
3710-003193	SOC7000	CONNECTOR-SOCKET
3710-003985	SOC6000	CONNECTOR-SOCKET
3711-007107	HDC7002	CONNECTOR-HEADER

Confidential and proprietary-the contents in this service guide subject to change without prior notice

Distribution, transmission, or infringement of any content or data from this document without Samsung's written authorization is strictly prohibited.

5. MAIN Electrical Parts List

3711-007295	HDC7001	CONNECTOR-HEADER
3711-008511	HDC7003	CONNECTOR-HEADER
3711-008847	BTC5000	CONNECTOR-HEADER
3711-008997	HEA5000	CONNECTOR-HEADER
3712-001621	ANT2000,ANT2001	CONNECTOR
3712-001621	ANT2002,ANT2003	CONNECTOR
3712-001621	ANT2004,ANT2008	CONNECTOR
3712-001621	ANT5000,ANT5001	CONNECTOR
3712-001621	ANT5003,ANT5004	CONNECTOR
3712-001621	ANT5006	CONNECTOR
3712-001626	ANT2006,ANT2009	CONNECTOR
3712-001633	ANT3001,ANT3004	CONNECTOR
3712-001633	ANT5002,ANT5005	CONNECTOR
3712-001666	ANT6000,ANT6001	CONNECTOR
3712-001714	ANT3000,ANT3002	CONNECTOR
4709-002196	F2004	RF-MODULE
4709-002412	F1000,F1001	RF-MODULE
GH02-18335A	SC6005SP	EMI SHEET
GH61-08634A	CON1000	C-CLIP
GH62-00042A	GA7000	GASKET
GH63-16268A	SC6000	SHIELDCAN
GH63-16890A	SC6002	SHIELDCAN
GH63-16937A	SC6003	SHIELDCAN
GH63-16938A	SC6004	SHIELDCAN
GH98-44134A	SC6005	SHIELDCAN

5. MAIN Electrical Parts List

[SM-A205F]

Parts Code	Design LOC	Description
0401-001110	D5001	DIODE-SWITCHING
0404-001250	D5000	DIODE-SCHOTTKY
0406-001506	ZD1001,ZD1002	DIODE-TVS
0406-001561	ZD5002,ZD5011,ZD6000	DIODE-TVS
0406-001561	ZD6001,ZD6026	DIODE-TVS
0406-001592	ZD5004,ZD6021	DIODE-TVS
0406-001728	ZD5001	DIODE-TVS
0406-001781	ZD6024,ZD6025	DIODE-TVS
0406-001809	ZD6015,ZD6016	DIODE-TVS
0406-001837	D6000	DIODE-TVS
0505-003618	Q5000	FET-SILICON
0601-003768	LED5000	LED
1001-001974	U1003	IC
1001-001975	U2002,U2006,U2007	IC
1001-002078	U2003	IC
1003-002802	U2004	IC
1105-002962	UCP400UP	RAM(POP)
1107-002552	UME5000	IC-FLASH MEMORY
1201-003869	U3005	IC
1201-003984	U1002,U1005	IC
1201-004100	U1006	IC
1201-004209	PAM1000	IC
1201-004228	U6001	IC
1203-008249	U3011	IC
1203-008475	U6002	IC
1203-008603	U5007	IC
1203-008693	U2001	IC
1203-008771	U3015	IC
1203-008867	U7003	IC
1203-008872	U7002,U7004	IC
1203-008925	U3013	IC
1203-008989	U7000	IC
1203-009211	U5002	IC
1203-009213	U5001	IC
1203-009220	U7001	IC
1203-009221	U7005	IC
1205-005806	U2012	IC

Confidential and proprietary-the contents in this service guide subject to change without prior notice

Distribution, transmission, or infringement of any content or data from this document without Samsung's written authorization is strictly prohibited.

5. MAIN Electrical Parts List

1205-005860	U3003	IC
1205-006117	UCP400	IC
1209-002413	U3014	IC
1209-002450	U3012	IC
1209-002629	U3016	IC
1404-001724	TH1000,TH4000,VR5000	THERMISTOR
1405-001429	V7000	VARISTOR
2007-000141	R3005,R3012,R3014	R-CHIP
2007-003015	R6062,R6063	R-CHIP
2007-007190	R6064,R6067	R-CHIP
2007-007741	R4013,R5025,R5027	R-CHIP
2007-007741	R6061	R-CHIP
2007-007798	R6025	R-CHIP
2007-007942	R5000	R-CHIP
2007-007946	R5004	R-CHIP
2007-008052	R5022,R5024,R7001	R-CHIP
2007-008052	R7009	R-CHIP
2007-008055	R4001,R4010,R4047	R-CHIP
2007-008419	R4041,R5023	R-CHIP
2007-008483	R5020,R5021	R-CHIP
2007-008516	R3003,R4015,R4016	R-CHIP
2007-008516	R4027,R4226,R6003	R-CHIP
2007-008516	R6023,R6024	R-CHIP
2007-008531	R5015,R6009,R7000	R-CHIP
2007-008531	R7004,R7014	R-CHIP
2007-008588	R4017,R4018,R4022	R-CHIP
2007-008588	R4023,R4024,R4026	R-CHIP
2007-008588	R4030,R4032,R4034	R-CHIP
2007-008588	R4036,R4037,R4228	R-CHIP
2007-008588	R4231,R4334,R4335	R-CHIP
2007-008588	R4336	R-CHIP
2007-008800	R6012	R-CHIP
2007-008806	R2001	R-CHIP
2007-009084	R6000	R-CHIP
2007-009111	R3004,R5029	R-CHIP
2007-009157	R1007,R4002,R4003	R-CHIP
2007-009157	R5009,R5105,R6026	R-CHIP
2007-009171	R5003,R5008	R-CHIP
2007-009212	R5011,R6006	R-CHIP

Confidential and proprietary-the contents in this service guide subject to change without prior notice

Distribution, transmission, or infringement of any content or data from this document without Samsung's written authorization is strictly prohibited.

5. MAIN Electrical Parts List

2007-009352	R5019	R-CHIP
2007-009361	R1000,R1002	R-CHIP
2007-009408	R6007	R-CHIP
2007-009410	R6038,R6039	R-CHIP
2007-009766	R3000	R-CHIP
2007-009793	R6014	R-CHIP
2007-009801	R5007	R-CHIP
2007-009805	R1001,R1003,R1004	R-CHIP
2007-009920	R4004,R4005,R4007	R-CHIP
2007-009920	R4009	R-CHIP
2007-009969	R6008	R-CHIP
2007-010685	R7003	R-CHIP
2007-011043	R4200,R4201,R4202	R-CHIP
2007-011043	R4203,R4333	R-CHIP
2007-011532	R6010	R-CHIP
2007-011648	R6019	R-CHIP
2007-012068	R5002	R-CHIP
2203-000489	C5173,C5174	C-CERAMIC,CHIP
2203-005344	C5267	C-CERAMIC,CHIP
2203-005682	C5117,C5123,C5556	C-CERAMIC,CHIP
2203-005725	C7006,L1038	C-CERAMIC,CHIP
2203-005729	C6000,C6004,C6010	C-CERAMIC,CHIP
2203-005729	C6015,C6018,C6019	C-CERAMIC,CHIP
2203-005729	C7011	C-CERAMIC,CHIP
2203-005731	C1125,C2055,C6058	C-CERAMIC,CHIP
2203-005731	C6059	C-CERAMIC,CHIP
2203-005732	C5049,C6009,C6016	C-CERAMIC,CHIP
2203-005732	C6017,C6022	C-CERAMIC,CHIP
2203-005734	C3057	C-CERAMIC,CHIP
2203-005736	C1000,C1003,C1006	C-CERAMIC,CHIP
2203-005736	C1017,C1018,C1022	C-CERAMIC,CHIP
2203-005736	C1034,C1040,C1052	C-CERAMIC,CHIP
2203-005736	C1053,C1060,C1083	C-CERAMIC,CHIP
2203-005736	C1084,C1085,C1091	C-CERAMIC,CHIP
2203-005736	C1114,C2002,C2004	C-CERAMIC,CHIP
2203-005736	C2006,C2014,C2030	C-CERAMIC,CHIP
2203-005736	C2036,C2041,C2047	C-CERAMIC,CHIP
2203-005736	C2050,C3003,C3007	C-CERAMIC,CHIP
2203-005736	C3014,C3028,C3029	C-CERAMIC,CHIP

Confidential and proprietary-the contents in this service guide subject to change without prior notice

Distribution, transmission, or infringement of any content or data from this document without Samsung's written authorization is strictly prohibited.

5. MAIN Electrical Parts List

2203-005736	C3054,C3061,L1008	C-CERAMIC,CHIP
2203-005736	L1044	C-CERAMIC,CHIP
2203-005740	C3036	C-CERAMIC,CHIP
2203-005777	C1086,C1093	C-CERAMIC,CHIP
2203-005789	C1025,C1116,C1117	C-CERAMIC,CHIP
2203-005789	C1118,C1119,C1120	C-CERAMIC,CHIP
2203-005789	C1126,C1142,L1026	C-CERAMIC,CHIP
2203-005792	C1078,C1095,C1139	C-CERAMIC,CHIP
2203-005792	C2003	C-CERAMIC,CHIP
2203-005806	C1099,C1106,C1108	C-CERAMIC,CHIP
2203-005806	C2000	C-CERAMIC,CHIP
2203-006121	C6014	C-CERAMIC,CHIP
2203-006187	C6029	C-CERAMIC,CHIP
2203-006194	C6008	C-CERAMIC,CHIP
2203-006305	L2009	C-CERAMIC,CHIP
2203-006318	C1077,L1064,L2032	C-CERAMIC,CHIP
2203-006379	C6060	C-CERAMIC,CHIP
2203-006400	C1011,C2048,C3039	C-CERAMIC,CHIP
2203-006400	C4013,C6051	C-CERAMIC,CHIP
2203-006410	C1087	C-CERAMIC,CHIP
2203-006423	C2032,C3066,C3098	C-CERAMIC,CHIP
2203-006423	C3099,C4005,C5120	C-CERAMIC,CHIP
2203-006423	C5172,C5555,C6013	C-CERAMIC,CHIP
2203-006423	C6026,C6028,C7034	C-CERAMIC,CHIP
2203-006556	C1036,C3058,C5045	C-CERAMIC,CHIP
2203-006604	C1104,C3062,C6030	C-CERAMIC,CHIP
2203-006611	C1081	C-CERAMIC,CHIP
2203-006648	C6021	C-CERAMIC,CHIP
2203-006665	L1059	C-CERAMIC,CHIP
2203-006668	C4064	C-CERAMIC,CHIP
2203-006674	C2042,C3027	C-CERAMIC,CHIP
2203-006707	C1008	C-CERAMIC,CHIP
2203-006839	C1012,C1048,C1068	C-CERAMIC,CHIP
2203-006839	C1071,C1074,C1131	C-CERAMIC,CHIP
2203-006839	C2001,C4035,C5092	C-CERAMIC,CHIP
2203-006839	C5095	C-CERAMIC,CHIP
2203-006846	C1111,C4204,C4205	C-CERAMIC,CHIP
2203-006846	C4206,C4207	C-CERAMIC,CHIP
2203-006979	C2010,C2018,C2020	C-CERAMIC,CHIP

Confidential and proprietary-the contents in this service guide subject to change without prior notice

Distribution, transmission, or infringement of any content or data from this document without Samsung's written authorization is strictly prohibited.

5. MAIN Electrical Parts List

2203-006979	C2022,C2024,C2026	C-CERAMIC,CHIP
2203-006979	C2028,C2033,C2054	C-CERAMIC,CHIP
2203-007194	C1014,C3059,C3067	C-CERAMIC,CHIP
2203-007194	C7007	C-CERAMIC,CHIP
2203-007210	C4050,C4051,C4068	C-CERAMIC,CHIP
2203-007210	C4087,C5125,C5126	C-CERAMIC,CHIP
2203-007235	C5038,C5058	C-CERAMIC,CHIP
2203-007271	C2053,C4062,C5083	C-CERAMIC,CHIP
2203-007271	C5097,C5129,C7064	C-CERAMIC,CHIP
2203-007279	C7012,C7147	C-CERAMIC,CHIP
2203-007317	C7014	C-CERAMIC,CHIP
2203-007391	C2031,C5133,C5136	C-CERAMIC,CHIP
2203-007392	C5061,C5098	C-CERAMIC,CHIP
2203-007393	C1105,C2012,C3011	C-CERAMIC,CHIP
2203-007393	C3100,C3101,C4011	C-CERAMIC,CHIP
2203-007393	C4023,C4024,C4039	C-CERAMIC,CHIP
2203-007393	C4074,C4078,C5032	C-CERAMIC,CHIP
2203-007393	C5066,C5084,C5087	C-CERAMIC,CHIP
2203-007393	C5096,C5118,C5124	C-CERAMIC,CHIP
2203-007393	C5127,C5168,C5169	C-CERAMIC,CHIP
2203-007393	C5170,C5171,C6025	C-CERAMIC,CHIP
2203-007393	C7003,C7018,C7023	C-CERAMIC,CHIP
2203-007393	C7024,C7027,C7028	C-CERAMIC,CHIP
2203-007393	C7133	C-CERAMIC,CHIP
2203-007456	C5086,C6032	C-CERAMIC,CHIP
2203-007474	C2017,C2021,C2023	C-CERAMIC,CHIP
2203-007474	C2027,C2034,C4047	C-CERAMIC,CHIP
2203-007474	C4049,C4069,C5056	C-CERAMIC,CHIP
2203-007796	C2011,C2019,C2025	C-CERAMIC,CHIP
2203-007796	C2049,C3000,C3008	C-CERAMIC,CHIP
2203-007796	C3013,C3018,C3094	C-CERAMIC,CHIP
2203-007796	C3096,C3097,C3102	C-CERAMIC,CHIP
2203-007796	C4002,C4004,C4006	C-CERAMIC,CHIP
2203-007796	C4007,C4008,C4009	C-CERAMIC,CHIP
2203-007796	C4014,C4015,C4018	C-CERAMIC,CHIP
2203-007796	C4019,C4020,C4021	C-CERAMIC,CHIP
2203-007796	C4022,C4029,C4030	C-CERAMIC,CHIP
2203-007796	C4033,C4034,C4037	C-CERAMIC,CHIP
2203-007796	C4038,C4044,C4045	C-CERAMIC,CHIP

Confidential and proprietary-the contents in this service guide subject to change without prior notice

Distribution, transmission, or infringement of any content or data from this document without Samsung's written authorization is strictly prohibited.

5. MAIN Electrical Parts List

2203-007796	C4052,C4053,C4055	C-CERAMIC,CHIP
2203-007796	C4056,C4063,C4065	C-CERAMIC,CHIP
2203-007796	C4066,C4067,C4070	C-CERAMIC,CHIP
2203-007796	C4071,C4072,C4073	C-CERAMIC,CHIP
2203-007796	C4075,C4076,C4077	C-CERAMIC,CHIP
2203-007796	C4079,C4080,C4081	C-CERAMIC,CHIP
2203-007796	C4082,C4083,C4088	C-CERAMIC,CHIP
2203-007796	C4089,C4090,C4091	C-CERAMIC,CHIP
2203-007796	C4092,C4093,C4094	C-CERAMIC,CHIP
2203-007796	C4259,C5008,C5009	C-CERAMIC,CHIP
2203-007796	C5012,C5014,C5015	C-CERAMIC,CHIP
2203-007796	C5016,C5017,C5018	C-CERAMIC,CHIP
2203-007796	C5019,C5020,C5024	C-CERAMIC,CHIP
2203-007796	C5025,C5026,C5030	C-CERAMIC,CHIP
2203-007796	C5073,C5085,C5093	C-CERAMIC,CHIP
2203-007796	C5101,C5102,C5104	C-CERAMIC,CHIP
2203-007796	C5107,C5108,C5110	C-CERAMIC,CHIP
2203-007796	C5128,C5166,C7005	C-CERAMIC,CHIP
2203-007796	C7013,C7015,C7025	C-CERAMIC,CHIP
2203-007796	C7026,C7033,C7041	C-CERAMIC,CHIP
2203-007796	C7065,C7066,C7068	C-CERAMIC,CHIP
2203-007796	C7144,C7145	C-CERAMIC,CHIP
2203-008097	C6054	C-CERAMIC,CHIP
2203-008158	C5079	C-CERAMIC,CHIP
2203-008242	C2058,C3005,C3016	C-CERAMIC,CHIP
2203-008242	C4001,C4003,C4017	C-CERAMIC,CHIP
2203-008242	C4043,C5000,C5002	C-CERAMIC,CHIP
2203-008242	C5004,C5007,C5011	C-CERAMIC,CHIP
2203-008242	C5021,C5022,C5023	C-CERAMIC,CHIP
2203-008242	C5027,C5036,C6053	C-CERAMIC,CHIP
2203-008242	C7031,C7152	C-CERAMIC,CHIP
2203-008654	C6031	C-CERAMIC,CHIP
2203-008860	C2057,C3092,C3093	C-CERAMIC,CHIP
2203-008860	C3095,C5100,C5121	C-CERAMIC,CHIP
2203-008860	C5134,C6056,C7032	C-CERAMIC,CHIP
2203-008860	C7040,C7042,C7067	C-CERAMIC,CHIP
2203-008860	C7069,C7070	C-CERAMIC,CHIP
2203-008876	C1069,C1098,C3010	C-CERAMIC,CHIP
2203-008876	C5075,C5119,C6057	C-CERAMIC,CHIP

Confidential and proprietary-the contents in this service guide subject to change without prior notice

Distribution, transmission, or infringement of any content or data from this document without Samsung's written authorization is strictly prohibited.

5. MAIN Electrical Parts List

2203-008876	C7029,C7030,C7188	C-CERAMIC,CHIP
2203-009328	C4060,C4061,C4086	C-CERAMIC,CHIP
2203-009328	C5039,C5041,C5042	C-CERAMIC,CHIP
2203-009328	C5047,C5052,C5060	C-CERAMIC,CHIP
2203-009328	C5063,C5074	C-CERAMIC,CHIP
2203-009537	C5003	C-CERAMIC,CHIP
2203-009618	C5069,C5077,C6006	C-CERAMIC,CHIP
2203-009618	C6055,C7044	C-CERAMIC,CHIP
2203-009733	C1075,C2009,C5035	C-CERAMIC,CHIP
2203-009733	C5037,C5040,C5043	C-CERAMIC,CHIP
2203-009733	C5048,C5050,C5051	C-CERAMIC,CHIP
2203-009733	C5054,C5055,C5065	C-CERAMIC,CHIP
2203-009733	C5071,C5072,C5076	C-CERAMIC,CHIP
2203-009733	C5081,C5091,C5152	C-CERAMIC,CHIP
2203-009733	C6052,C7045,C7046	C-CERAMIC,CHIP
2203-009733	C7047,C7048,C7049	C-CERAMIC,CHIP
2203-009733	C7050,C7051,C7054	C-CERAMIC,CHIP
2203-009733	C7055,C7056,C7060	C-CERAMIC,CHIP
2203-009733	C7061,C7062,C7148	C-CERAMIC,CHIP
2203-009733	C7150,C7151	C-CERAMIC,CHIP
2203-010085	C5044	C-CERAMIC,CHIP
2703-002649	L1033,L2029	INDUCTOR-SMD
2703-002903	L3013,L6010,L6011	INDUCTOR-SMD
2703-002907	C1096,L2031	INDUCTOR-SMD
2703-002955	L2020	INDUCTOR-SMD
2703-002959	L2028,L3011	INDUCTOR-SMD
2703-002999	C1112,L1005,L3027	INDUCTOR-SMD
2703-003476	L3000	INDUCTOR-SMD
2703-003970	L3014	INDUCTOR-SMD
2703-004012	L1035,L1054,L1061	INDUCTOR-SMD
2703-004012	L2024	INDUCTOR-SMD
2703-004013	L1028,L3015	INDUCTOR-SMD
2703-004014	L2022,L2023,L3010	INDUCTOR-SMD
2703-004018	C1057,C1127,L1007	INDUCTOR-SMD
2703-004018	L1055,L1060	INDUCTOR-SMD
2703-004032	C1092,L1032	INDUCTOR-SMD
2703-004034	C1051,C2046,L1025	INDUCTOR-SMD
2703-004034	L1029,L3002	INDUCTOR-SMD
2703-004035	L2001,L2004,L2038	INDUCTOR-SMD

Confidential and proprietary-the contents in this service guide subject to change without prior notice

Distribution, transmission, or infringement of any content or data from this document without Samsung's written authorization is strictly prohibited.

5. MAIN Electrical Parts List

2703-004036	C1129,L1011,L3004	INDUCTOR-SMD
2703-004037	L2000,L2003,L2035	INDUCTOR-SMD
2703-004038	C1063,C3040,L1023	INDUCTOR-SMD
2703-004038	L1057,L2010	INDUCTOR-SMD
2703-004171	L1016	INDUCTOR-SMD
2703-004193	L1003	INDUCTOR-SMD
2703-004286	C1059,C3038,L1010	INDUCTOR-SMD
2703-004286	L1062	INDUCTOR-SMD
2703-004317	L1013,L3001	INDUCTOR-SMD
2703-004328	L1004,L1052,L2002	INDUCTOR-SMD
2703-004328	L2007	INDUCTOR-SMD
2703-004363	L2030	INDUCTOR-SMD
2703-004367	L3016	INDUCTOR-SMD
2703-004368	L3003	INDUCTOR-SMD
2703-004408	L1017,L1021	INDUCTOR-SMD
2703-004763	C1137,C1140,L1001	INDUCTOR-SMD
2703-004763	L1053	INDUCTOR-SMD
2703-005066	L2008	INDUCTOR-SMD
2703-005085	L1063	INDUCTOR-SMD
2703-005087	L1030,L1037	INDUCTOR-SMD
2703-005200	L6012	INDUCTOR-SMD
2703-005201	L5001,L5003,L5004	INDUCTOR-SMD
2703-005201	L5005,L5011	INDUCTOR-SMD
2703-005224	L7009	INDUCTOR-SMD
2703-005296	L1041	INDUCTOR-SMD
2703-005366	C1124	INDUCTOR-SMD
2703-005418	L7006	INDUCTOR-SMD
2703-005419	L7007	INDUCTOR-SMD
2703-005689	L5002,L5006,L5007	INDUCTOR-SMD
2703-005689	L5009,L5012	INDUCTOR-SMD
2801-005389	OSC5000	CRYSTAL-UNIT
2805-001117	OSC2000	OSCILLATOR
2901-001690	C4057,C4058,C4059	FILTER-EMI SMD
2901-001690	C4084,C4085,U4009	FILTER-EMI SMD
2901-001690	U4010	FILTER-EMI SMD
2904-002198	F2002	FILTER-SAW;
2904-002339	F2000	FILTER-SAW;
2904-002350	F1008	FILTER-SAW;
2904-002355	F3002,F3003	FILTER-SAW;

Confidential and proprietary-the contents in this service guide subject to change without prior notice

Distribution, transmission, or infringement of any content or data from this document without Samsung's written authorization is strictly prohibited.

5. MAIN Electrical Parts List

2904-002381	F3000	FILTER-SAW;
2904-002397	F1006,F2001	FILTER-SAW;
2910-000367	F1010	FILTER
2911-000430	U2000	FILTER
2911-000450	U1007	FILTER
3003-001237	MIC6000	MIC-CONDENSOR
3301-002078	R6011	CORE-FERRITE BEAD
3301-002122	L2005,L2006,L6008	CORE-FERRITE BEAD
3301-002122	L6018	CORE-FERRITE BEAD
3301-002223	L7000,L7001,L7002	CORE-FERRITE BEAD
3301-002223	L7004	CORE-FERRITE BEAD
3301-002235	L6001,L6003,L6004	CORE-FERRITE BEAD
3301-002235	L6005,L6006,L6007	CORE-FERRITE BEAD
3301-002235	L6009,L6013	CORE-FERRITE BEAD
3301-002237	L1000,L2027,L2037	CORE-FERRITE BEAD
3301-002238	L2013,L2017,L2019	CORE-FERRITE BEAD
3301-002238	L3012,L6000,L6002	CORE-FERRITE BEAD
3301-002239	L2011	CORE-FERRITE BEAD
3301-002242	L2036	CORE-FERRITE BEAD
3301-002312	L2014,L2016,L2018	CORE-FERRITE BEAD
3301-002312	L7005,L7008,L7010	CORE-FERRITE BEAD
3301-002331	L5008	CORE-FERRITE BEAD
3705-001937	RFS1000,RFS1001	CONNECTOR-COAXIAL
3709-001932	SIM4UP	CONNECTOR-CARD EDGE
3709-001933	SIM3	CONNECTOR-CARD EDGE
3709-001934	SIM1,SIM2	CONNECTOR-CARD EDGE
3710-003193	SOC7000	CONNECTOR-SOCKET
3710-003985	SOC6000	CONNECTOR-SOCKET
3711-007107	HDC7002	CONNECTOR-HEADER
3711-007295	HDC7001	CONNECTOR-HEADER
3711-008511	HDC7003	CONNECTOR-HEADER
3711-008847	BTC5000	CONNECTOR-HEADER
3711-008997	HEA5000	CONNECTOR-HEADER
3712-001621	ANT2000,ANT2001	CONNECTOR
3712-001621	ANT2002,ANT2003	CONNECTOR
3712-001621	ANT2004,ANT2008	CONNECTOR
3712-001621	ANT5000,ANT5001	CONNECTOR
3712-001621	ANT5003,ANT5004	CONNECTOR
3712-001621	ANT5006	CONNECTOR

Confidential and proprietary-the contents in this service guide subject to change without prior notice

Distribution, transmission, or infringement of any content or data from this document without Samsung's written authorization is strictly prohibited.

5. MAIN Electrical Parts List

3712-001626	ANT2006,ANT2009	CONNECTOR
3712-001633	ANT5002,ANT5005	CONNECTOR
3712-001666	ANT6000,ANT6001	CONNECTOR
3712-001714	ANT3000,ANT3002	CONNECTOR
4709-002196	F2004	RF-MODULE
4709-002412	F1000,F1001	RF-MODULE
GH02-18335A	SC6005SP	EMI SHEET
GH61-08634A	CON1000	C-CLIP
GH62-00042A	GA7000	GASKET
GH63-16268A	SC6000	SHIELDCAN
GH63-16890A	SC6002	SHIELDCAN
GH63-16937A	SC6003	SHIELDCAN
GH63-16938A	SC6004	SHIELDCAN
GH98-44134A	SC6005	SHIELDCAN

5. MAIN Electrical Parts List

[SM-A205G]

Parts Code	Design LOC	Description
0401-001110	D5001	DIODE-SWITCHING
0404-001250	D5000	DIODE-SCHOTTKY
0406-001506	ZD1001,ZD1002	DIODE-TVS
0406-001561	ZD5002,ZD5011,ZD6000	DIODE-TVS
0406-001561	ZD6001,ZD6026	DIODE-TVS
0406-001592	ZD5004,ZD6021	DIODE-TVS
0406-001728	ZD5001	DIODE-TVS
0406-001781	ZD6024,ZD6025	DIODE-TVS
0406-001809	ZD6015,ZD6016	DIODE-TVS
0406-001837	D6000	DIODE-TVS
0505-003618	Q5000	FET-SILICON
0601-003768	LED5000	LED
1001-001974	U1003	IC
1001-001975	U1009,U2002,U2006	IC
1001-001975	U2007	IC
1001-002078	U2003	IC
1003-002802	U2004	IC
1105-002962	UCP400UP	RAM(POP)
1107-002552	UME5000	IC-FLASH MEMORY
1201-003869	U3005	IC
1201-003984	U1002,U1005	IC
1201-004100	U1006	IC
1201-004209	PAM1000	IC
1201-004228	U6001	IC
1203-008249	U3011	IC
1203-008475	U6002	IC
1203-008603	U5007	IC
1203-008693	U2001	IC
1203-008771	U3015	IC
1203-008867	U7003	IC
1203-008872	U7002,U7004	IC
1203-008925	U3013	IC
1203-008989	U7000	IC
1203-009211	U5002	IC
1203-009213	U5001	IC
1203-009220	U7001	IC
1203-009221	U7005	IC

Confidential and proprietary-the contents in this service guide subject to change without prior notice

Distribution, transmission, or infringement of any content or data from this document without Samsung's written authorization is strictly prohibited.

5. MAIN Electrical Parts List

1205-005806	U2012	IC
1205-005860	U3003	IC
1205-006117	UCP400	IC
1209-002413	U3014	IC
1209-002450	U3012	IC
1209-002629	U3016	IC
1404-001724	TH1000,TH4000,VR5000	THERMISTOR
1405-001429	V7000	VARISTOR
2007-000141	R3005,R3012,R3014	R-CHIP
2007-003015	R6062,R6063	R-CHIP
2007-007190	R6064,R6067	R-CHIP
2007-007741	R4013,R5025,R5027	R-CHIP
2007-007741	R6061	R-CHIP
2007-007798	R6025	R-CHIP
2007-007942	R5000	R-CHIP
2007-007946	R5004	R-CHIP
2007-008052	R5022,R5024,R7001	R-CHIP
2007-008052	R7009	R-CHIP
2007-008055	R4001,R4010,R4047	R-CHIP
2007-008419	R4041,R5023	R-CHIP
2007-008483	R5020,R5021	R-CHIP
2007-008516	R3003,R4015,R4016	R-CHIP
2007-008516	R4027,R4226,R6003	R-CHIP
2007-008516	R6023,R6024	R-CHIP
2007-008531	R5015,R6009,R7000	R-CHIP
2007-008531	R7004,R7014	R-CHIP
2007-008588	R4017,R4018,R4022	R-CHIP
2007-008588	R4023,R4024,R4026	R-CHIP
2007-008588	R4030,R4032,R4034	R-CHIP
2007-008588	R4036,R4037,R4228	R-CHIP
2007-008588	R4231,R4334,R4335	R-CHIP
2007-008588	R4336	R-CHIP
2007-008800	R6012	R-CHIP
2007-008806	R2001	R-CHIP
2007-009084	R6000	R-CHIP
2007-009111	R3004,R5029	R-CHIP
2007-009157	R1007,R4002,R4003	R-CHIP
2007-009157	R5009,R5105,R6026	R-CHIP
2007-009171	R5003,R5008	R-CHIP

Confidential and proprietary-the contents in this service guide subject to change without prior notice

Distribution, transmission, or infringement of any content or data from this document without Samsung's written authorization is strictly prohibited.

5. MAIN Electrical Parts List

2007-009212	R5011,R6006	R-CHIP
2007-009352	R5019	R-CHIP
2007-009361	R1000,R1002	R-CHIP
2007-009408	R6007	R-CHIP
2007-009410	R6038,R6039	R-CHIP
2007-009766	R3000	R-CHIP
2007-009793	R6014	R-CHIP
2007-009801	R5007	R-CHIP
2007-009805	R1001,R1003,R1004	R-CHIP
2007-009920	R4004,R4005,R4007	R-CHIP
2007-009920	R4009	R-CHIP
2007-009969	R6008	R-CHIP
2007-010685	R7003	R-CHIP
2007-011043	R4200,R4201,R4202	R-CHIP
2007-011043	R4203,R4333	R-CHIP
2007-011532	R6010	R-CHIP
2007-011648	R6019	R-CHIP
2007-012068	R5002	R-CHIP
2203-000489	C5173,C5174	C-CERAMIC,CHIP
2203-005344	C5267	C-CERAMIC,CHIP
2203-005682	C5117,C5123,C5556	C-CERAMIC,CHIP
2203-005725	C1133,C7006,L1038	C-CERAMIC,CHIP
2203-005727	C1123,C1132	C-CERAMIC,CHIP
2203-005729	C6000,C6004,C6010	C-CERAMIC,CHIP
2203-005729	C6015,C6018,C6019	C-CERAMIC,CHIP
2203-005729	C7011	C-CERAMIC,CHIP
2203-005731	C1125,C2055,C6058	C-CERAMIC,CHIP
2203-005731	C6059	C-CERAMIC,CHIP
2203-005732	C5049,C6009,C6016	C-CERAMIC,CHIP
2203-005732	C6017,C6022	C-CERAMIC,CHIP
2203-005734	C3057	C-CERAMIC,CHIP
2203-005736	C1000,C1003,C1006	C-CERAMIC,CHIP
2203-005736	C1017,C1018,C1022	C-CERAMIC,CHIP
2203-005736	C1028,C1034,C1040	C-CERAMIC,CHIP
2203-005736	C1052,C1053,C1060	C-CERAMIC,CHIP
2203-005736	C1072,C1083,C1084	C-CERAMIC,CHIP
2203-005736	C1085,C1091,C1114	C-CERAMIC,CHIP
2203-005736	C1141,C2002,C2004	C-CERAMIC,CHIP
2203-005736	C2006,C2014,C2030	C-CERAMIC,CHIP

Confidential and proprietary-the contents in this service guide subject to change without prior notice

Distribution, transmission, or infringement of any content or data from this document without Samsung's written authorization is strictly prohibited.

5. MAIN Electrical Parts List

2203-005736	C2036,C2041,C2047	C-CERAMIC,CHIP
2203-005736	C2050,C3003,C3007	C-CERAMIC,CHIP
2203-005736	C3014,C3028,C3029	C-CERAMIC,CHIP
2203-005736	C3054,C3061,L1008	C-CERAMIC,CHIP
2203-005736	L1044	C-CERAMIC,CHIP
2203-005740	C3036	C-CERAMIC,CHIP
2203-005777	C1086,C1089,C1093	C-CERAMIC,CHIP
2203-005777	C1113	C-CERAMIC,CHIP
2203-005789	C1025,C1103,C1116	C-CERAMIC,CHIP
2203-005789	C1117,C1118,C1119	C-CERAMIC,CHIP
2203-005789	C1120,C1126,C1142	C-CERAMIC,CHIP
2203-005789	L1026	C-CERAMIC,CHIP
2203-005792	C1078,C1095,C1110	C-CERAMIC,CHIP
2203-005792	C1122,C1139,C2003	C-CERAMIC,CHIP
2203-005806	C1099,C1106,C1108	C-CERAMIC,CHIP
2203-005806	C2000	C-CERAMIC,CHIP
2203-006121	C6014	C-CERAMIC,CHIP
2203-006187	C6029	C-CERAMIC,CHIP
2203-006194	C6008	C-CERAMIC,CHIP
2203-006305	C1107,L2009	C-CERAMIC,CHIP
2203-006318	C1077,C1088,L1064	C-CERAMIC,CHIP
2203-006318	L2032	C-CERAMIC,CHIP
2203-006379	C6060	C-CERAMIC,CHIP
2203-006400	C1002,C1011,C2048	C-CERAMIC,CHIP
2203-006400	C3039,C4013,C6051	C-CERAMIC,CHIP
2203-006410	C1087	C-CERAMIC,CHIP
2203-006423	C2032,C3066,C3098	C-CERAMIC,CHIP
2203-006423	C3099,C4005,C5120	C-CERAMIC,CHIP
2203-006423	C5172,C5555,C6013	C-CERAMIC,CHIP
2203-006423	C6026,C6028,C7034	C-CERAMIC,CHIP
2203-006556	C1036,C3058,C5045	C-CERAMIC,CHIP
2203-006604	C1104,C3062,C6030	C-CERAMIC,CHIP
2203-006611	C1081,C1109	C-CERAMIC,CHIP
2203-006648	C6021	C-CERAMIC,CHIP
2203-006665	L1059	C-CERAMIC,CHIP
2203-006668	C4064	C-CERAMIC,CHIP
2203-006674	C2042,C3027	C-CERAMIC,CHIP
2203-006707	C1008	C-CERAMIC,CHIP
2203-006839	C1012,C1048,C1068	C-CERAMIC,CHIP

Confidential and proprietary-the contents in this service guide subject to change without prior notice

Distribution, transmission, or infringement of any content or data from this document without Samsung's written authorization is strictly prohibited.

5. MAIN Electrical Parts List

2203-006839	C1071,C1074,C1131	C-CERAMIC,CHIP
2203-006839	C1136,C2001,C4035	C-CERAMIC,CHIP
2203-006839	C5092,C5095	C-CERAMIC,CHIP
2203-006846	C1111,C4204,C4205	C-CERAMIC,CHIP
2203-006846	C4206,C4207	C-CERAMIC,CHIP
2203-006979	C2010,C2018,C2020	C-CERAMIC,CHIP
2203-006979	C2022,C2024,C2026	C-CERAMIC,CHIP
2203-006979	C2028,C2033,C2054	C-CERAMIC,CHIP
2203-007194	C1014,C3059,C3067	C-CERAMIC,CHIP
2203-007194	C7007	C-CERAMIC,CHIP
2203-007210	C4050,C4051,C4068	C-CERAMIC,CHIP
2203-007210	C4087,C5125,C5126	C-CERAMIC,CHIP
2203-007235	C5038,C5058	C-CERAMIC,CHIP
2203-007271	C2053,C4062,C5083	C-CERAMIC,CHIP
2203-007271	C5097,C5129,C7064	C-CERAMIC,CHIP
2203-007279	C7012,C7147	C-CERAMIC,CHIP
2203-007317	C7014	C-CERAMIC,CHIP
2203-007391	C2031,C5133,C5136	C-CERAMIC,CHIP
2203-007392	C5061,C5098	C-CERAMIC,CHIP
2203-007393	C1105,C2012,C3011	C-CERAMIC,CHIP
2203-007393	C3100,C3101,C4011	C-CERAMIC,CHIP
2203-007393	C4023,C4024,C4039	C-CERAMIC,CHIP
2203-007393	C4074,C4078,C5032	C-CERAMIC,CHIP
2203-007393	C5066,C5084,C5087	C-CERAMIC,CHIP
2203-007393	C5096,C5118,C5124	C-CERAMIC,CHIP
2203-007393	C5127,C5168,C5169	C-CERAMIC,CHIP
2203-007393	C5170,C5171,C6025	C-CERAMIC,CHIP
2203-007393	C7003,C7018,C7023	C-CERAMIC,CHIP
2203-007393	C7024,C7027,C7028	C-CERAMIC,CHIP
2203-007393	C7133	C-CERAMIC,CHIP
2203-007456	C5086,C6032	C-CERAMIC,CHIP
2203-007474	C2017,C2021,C2023	C-CERAMIC,CHIP
2203-007474	C2027,C2034,C4047	C-CERAMIC,CHIP
2203-007474	C4049,C4069,C5056	C-CERAMIC,CHIP
2203-007796	C2011,C2019,C2025	C-CERAMIC,CHIP
2203-007796	C2049,C3000,C3008	C-CERAMIC,CHIP
2203-007796	C3013,C3018,C3094	C-CERAMIC,CHIP
2203-007796	C3096,C3097,C3102	C-CERAMIC,CHIP
2203-007796	C4002,C4004,C4006	C-CERAMIC,CHIP

Confidential and proprietary-the contents in this service guide subject to change without prior notice

Distribution, transmission, or infringement of any content or data from this document without Samsung's written authorization is strictly prohibited.

5. MAIN Electrical Parts List

2203-007796	C4007,C4008,C4009	C-CERAMIC,CHIP
2203-007796	C4014,C4015,C4018	C-CERAMIC,CHIP
2203-007796	C4019,C4020,C4021	C-CERAMIC,CHIP
2203-007796	C4022,C4029,C4030	C-CERAMIC,CHIP
2203-007796	C4033,C4034,C4037	C-CERAMIC,CHIP
2203-007796	C4038,C4044,C4045	C-CERAMIC,CHIP
2203-007796	C4052,C4053,C4055	C-CERAMIC,CHIP
2203-007796	C4056,C4063,C4065	C-CERAMIC,CHIP
2203-007796	C4066,C4067,C4070	C-CERAMIC,CHIP
2203-007796	C4071,C4072,C4073	C-CERAMIC,CHIP
2203-007796	C4075,C4076,C4077	C-CERAMIC,CHIP
2203-007796	C4079,C4080,C4081	C-CERAMIC,CHIP
2203-007796	C4082,C4083,C4088	C-CERAMIC,CHIP
2203-007796	C4089,C4090,C4091	C-CERAMIC,CHIP
2203-007796	C4092,C4093,C4094	C-CERAMIC,CHIP
2203-007796	C4259,C5008,C5009	C-CERAMIC,CHIP
2203-007796	C5012,C5014,C5015	C-CERAMIC,CHIP
2203-007796	C5016,C5017,C5018	C-CERAMIC,CHIP
2203-007796	C5019,C5020,C5024	C-CERAMIC,CHIP
2203-007796	C5025,C5026,C5030	C-CERAMIC,CHIP
2203-007796	C5073,C5085,C5093	C-CERAMIC,CHIP
2203-007796	C5101,C5102,C5104	C-CERAMIC,CHIP
2203-007796	C5107,C5108,C5110	C-CERAMIC,CHIP
2203-007796	C5128,C5166,C7005	C-CERAMIC,CHIP
2203-007796	C7013,C7015,C7025	C-CERAMIC,CHIP
2203-007796	C7026,C7033,C7041	C-CERAMIC,CHIP
2203-007796	C7065,C7066,C7068	C-CERAMIC,CHIP
2203-007796	C7144,C7145	C-CERAMIC,CHIP
2203-008097	C6054	C-CERAMIC,CHIP
2203-008158	C5079	C-CERAMIC,CHIP
2203-008242	C2058,C3005,C3016	C-CERAMIC,CHIP
2203-008242	C4001,C4003,C4017	C-CERAMIC,CHIP
2203-008242	C4043,C5000,C5002	C-CERAMIC,CHIP
2203-008242	C5004,C5007,C5011	C-CERAMIC,CHIP
2203-008242	C5021,C5022,C5023	C-CERAMIC,CHIP
2203-008242	C5027,C5036,C6053	C-CERAMIC,CHIP
2203-008242	C7031,C7152	C-CERAMIC,CHIP
2203-008654	C6031	C-CERAMIC,CHIP
2203-008860	C2057,C3092,C3093	C-CERAMIC,CHIP

Confidential and proprietary-the contents in this service guide subject to change without prior notice

Distribution, transmission, or infringement of any content or data from this document without Samsung's written authorization is strictly prohibited.

5. MAIN Electrical Parts List

2203-008860	C3095,C5100,C5121	C-CERAMIC,CHIP
2203-008860	C5134,C6056,C7032	C-CERAMIC,CHIP
2203-008860	C7040,C7042,C7067	C-CERAMIC,CHIP
2203-008860	C7069,C7070	C-CERAMIC,CHIP
2203-008876	C1069,C1098,C3010	C-CERAMIC,CHIP
2203-008876	C5075,C5119,C6057	C-CERAMIC,CHIP
2203-008876	C7029,C7030,C7188	C-CERAMIC,CHIP
2203-009328	C4060,C4061,C4086	C-CERAMIC,CHIP
2203-009328	C5039,C5041,C5042	C-CERAMIC,CHIP
2203-009328	C5047,C5052,C5060	C-CERAMIC,CHIP
2203-009328	C5063,C5074	C-CERAMIC,CHIP
2203-009537	C5003	C-CERAMIC,CHIP
2203-009618	C5069,C5077,C6006	C-CERAMIC,CHIP
2203-009618	C6055,C7044	C-CERAMIC,CHIP
2203-009733	C1075,C2009,C5035	C-CERAMIC,CHIP
2203-009733	C5037,C5040,C5043	C-CERAMIC,CHIP
2203-009733	C5048,C5050,C5051	C-CERAMIC,CHIP
2203-009733	C5054,C5055,C5065	C-CERAMIC,CHIP
2203-009733	C5071,C5072,C5076	C-CERAMIC,CHIP
2203-009733	C5081,C5091,C5152	C-CERAMIC,CHIP
2203-009733	C6052,C7045,C7046	C-CERAMIC,CHIP
2203-009733	C7047,C7048,C7049	C-CERAMIC,CHIP
2203-009733	C7050,C7051,C7054	C-CERAMIC,CHIP
2203-009733	C7055,C7056,C7060	C-CERAMIC,CHIP
2203-009733	C7061,C7062,C7148	C-CERAMIC,CHIP
2203-009733	C7150,C7151	C-CERAMIC,CHIP
2203-010085	C5044	C-CERAMIC,CHIP
2703-002649	L1033,L1040,L1049	INDUCTOR-SMD
2703-002649	L2029	INDUCTOR-SMD
2703-002900	C1079	INDUCTOR-SMD
2703-002903	L3013,L6010,L6011	INDUCTOR-SMD
2703-002907	C1096,L2031	INDUCTOR-SMD
2703-002955	L2020	INDUCTOR-SMD
2703-002959	L2028,L3011	INDUCTOR-SMD
2703-002999	C1112,L1005,L3027	INDUCTOR-SMD
2703-003476	L3000	INDUCTOR-SMD
2703-003970	L1046,L1051,L3014	INDUCTOR-SMD
2703-004012	L1035,L1054,L1061	INDUCTOR-SMD
2703-004012	L2024	INDUCTOR-SMD

Confidential and proprietary-the contents in this service guide subject to change without prior notice

Distribution, transmission, or infringement of any content or data from this document without Samsung's written authorization is strictly prohibited.

5. MAIN Electrical Parts List

2703-004013	L1028,L3015	INDUCTOR-SMD
2703-004014	L2022,L2023,L3010	INDUCTOR-SMD
2703-004018	C1057,C1073,C1115	INDUCTOR-SMD
2703-004018	C1127,L1007,L1055	INDUCTOR-SMD
2703-004018	L1060	INDUCTOR-SMD
2703-004032	C1092,L1032,L1045	INDUCTOR-SMD
2703-004034	C1051,C2046,L1025	INDUCTOR-SMD
2703-004034	L1029,L3002	INDUCTOR-SMD
2703-004035	L2001,L2004,L2038	INDUCTOR-SMD
2703-004036	C1129,L1011,L3004	INDUCTOR-SMD
2703-004037	L2000,L2003,L2035	INDUCTOR-SMD
2703-004038	C1063,C3040,L1023	INDUCTOR-SMD
2703-004038	L1042,L1057,L2010	INDUCTOR-SMD
2703-004171	L1016	INDUCTOR-SMD
2703-004193	L1003	INDUCTOR-SMD
2703-004286	C1059,C3038,L1010	INDUCTOR-SMD
2703-004286	L1062	INDUCTOR-SMD
2703-004300	L1047	INDUCTOR-SMD
2703-004301	C1058	INDUCTOR-SMD
2703-004317	L1013,L3001	INDUCTOR-SMD
2703-004328	L1004,L1031,L1052	INDUCTOR-SMD
2703-004328	L2002,L2007	INDUCTOR-SMD
2703-004363	L2030	INDUCTOR-SMD
2703-004367	C1134,L3016	INDUCTOR-SMD
2703-004368	L3003,U1008	INDUCTOR-SMD
2703-004408	L1015,L1017,L1021	INDUCTOR-SMD
2703-004408	L1056	INDUCTOR-SMD
2703-004763	C1137,C1140,L1001	INDUCTOR-SMD
2703-004763	L1002,L1053	INDUCTOR-SMD
2703-004764	L2015,L2034	INDUCTOR-SMD
2703-004862	L1034	INDUCTOR-SMD
2703-005066	L2008	INDUCTOR-SMD
2703-005085	L1063	INDUCTOR-SMD
2703-005087	L1030,L1037,L1050	INDUCTOR-SMD
2703-005200	L6012	INDUCTOR-SMD
2703-005201	L5001,L5003,L5004	INDUCTOR-SMD
2703-005201	L5005,L5011	INDUCTOR-SMD
2703-005224	L7009	INDUCTOR-SMD
2703-005296	L1041,L1065	INDUCTOR-SMD

Confidential and proprietary-the contents in this service guide subject to change without prior notice

Distribution, transmission, or infringement of any content or data from this document without Samsung's written authorization is strictly prohibited.

5. MAIN Electrical Parts List

2703-005366	C1124	INDUCTOR-SMD
2703-005418	L7006	INDUCTOR-SMD
2703-005419	L7007	INDUCTOR-SMD
2703-005689	L5002,L5006,L5007	INDUCTOR-SMD
2703-005689	L5009,L5012	INDUCTOR-SMD
2801-005389	OSC5000	CRYSTAL-UNIT
2805-001117	OSC2000	OSCILLATOR
2901-001690	C4057,C4058,C4059	FILTER-EMI SMD
2901-001690	C4084,C4085,U4009	FILTER-EMI SMD
2901-001690	U4010	FILTER-EMI SMD
2904-002198	F2002	FILTER-SAW
2904-002210	F1005	FILTER-SAW
2904-002326	F2003	FILTER-SAW
2904-002339	F2000	FILTER-SAW
2904-002350	F1008	FILTER-SAW
2904-002355	F3002,F3003	FILTER-SAW
2904-002381	F3000	FILTER-SAW
2904-002397	F1006,F2001	FILTER-SAW
2910-000364	F1007	FILTER
2910-000367	F1010	FILTER
2910-000402	F1009	FILTER
2911-000430	U2000	FILTER
2911-000450	U1007	FILTER
3003-001237	MIC6000	MIC-CONDENSOR
3301-002078	R6011	CORE-FERRITE BEAD
3301-002122	L2005,L2006,L6008	CORE-FERRITE BEAD
3301-002122	L6018	CORE-FERRITE BEAD
3301-002223	L7000,L7001,L7002	CORE-FERRITE BEAD
3301-002223	L7004	CORE-FERRITE BEAD
3301-002235	L6001,L6003,L6004	CORE-FERRITE BEAD
3301-002235	L6005,L6006,L6007	CORE-FERRITE BEAD
3301-002235	L6009,L6013	CORE-FERRITE BEAD
3301-002237	L1000,L2027,L2037	CORE-FERRITE BEAD
3301-002238	L2013,L2017,L2019	CORE-FERRITE BEAD
3301-002238	L3012,L6000,L6002	CORE-FERRITE BEAD
3301-002239	L2011	CORE-FERRITE BEAD
3301-002242	L2036	CORE-FERRITE BEAD
3301-002312	L2014,L2016,L2018	CORE-FERRITE BEAD
3301-002312	L7005,L7008,L7010	CORE-FERRITE BEAD

Confidential and proprietary-the contents in this service guide subject to change without prior notice

Distribution, transmission, or infringement of any content or data from this document without Samsung's written authorization is strictly prohibited.

5. MAIN Electrical Parts List

3301-002331	L5008	CORE-FERRITE BEAD
3705-001937	RFS1000,RFS1001	CONNECTOR-COAXIAL
3709-001932	SIM4UP	CONNECTOR-CARD EDGE
3709-001933	SIM3	CONNECTOR-CARD EDGE
3709-001934	SIM1,SIM2	CONNECTOR-CARD EDGE
3710-003193	SOC7000	CONNECTOR-SOCKET
3710-003985	SOC6000	CONNECTOR-SOCKET
3711-007107	HDC7002	CONNECTOR-HEADER
3711-007295	HDC7001	CONNECTOR-HEADER
3711-008511	HDC7003	CONNECTOR-HEADER
3711-008847	BTC5000	CONNECTOR-HEADER
3711-008997	HEA5000	CONNECTOR-HEADER
3712-001621	ANT2000,ANT2001	CONNECTOR
3712-001621	ANT2002,ANT2003	CONNECTOR
3712-001621	ANT2004,ANT2008	CONNECTOR
3712-001621	ANT5000,ANT5001	CONNECTOR
3712-001621	ANT5003,ANT5004	CONNECTOR
3712-001621	ANT5006	CONNECTOR
3712-001626	ANT2006,ANT2009	CONNECTOR
3712-001633	ANT5002,ANT5005	CONNECTOR
3712-001666	ANT6000,ANT6001	CONNECTOR
3712-001714	ANT3000,ANT3002	CONNECTOR
4709-002196	F2004	RF-MODULE
4709-002412	F1000,F1001	RF-MODULE
GH02-18335A	SC6005SP	EMI SHEET
GH61-08634A	CON1000	C-CLIP
GH62-00042A	GA7000	GASKET
GH63-16268A	SC6000	SHIELDCAN
GH63-16890A	SC6002	SHIELDCAN
GH63-16937A	SC6003	SHIELDCAN
GH63-16938A	SC6004	SHIELDCAN
GH98-44134A	SC6005	SHIELDCAN

Confidential and proprietary-the contents in this service guide subject to change without prior notice

Distribution, transmission, or infringement of any content or data from this document without Samsung's written authorization is strictly prohibited.

5. MAIN Electrical Parts List

[SM-A205GN]

Parts Code	Design LOC	Description
0401-001110	D5001	DIODE-SWITCHING
0404-001250	D5000	DIODE-SCHOTTKY
0406-001506	ZD1001,ZD1002	DIODE-TVS
0406-001561	ZD5002,ZD5011,ZD6000	DIODE-TVS
0406-001561	ZD6001,ZD6026	DIODE-TVS
0406-001592	ZD5004,ZD6021	DIODE-TVS
0406-001728	ZD5001	DIODE-TVS
0406-001781	ZD6024,ZD6025	DIODE-TVS
0406-001809	ZD6015,ZD6016	DIODE-TVS
0406-001837	D6000	DIODE-TVS
0505-003618	Q5000	FET-SILICON
0601-003768	LED5000	LED
1001-001974	U1003	IC
1001-001975	U1009,U2002,U2006	IC
1001-001975	U2007	IC
1001-002078	U2003	IC
1003-002802	U2004	IC
1105-002962	UCP400UP	RAM(POP)
1107-002552	UME5000	IC
1201-003869	U3005	IC
1201-003984	U1002,U1005	IC
1201-004100	U1006	IC
1201-004209	PAM1000	IC
1201-004228	U6001	IC
1203-008249	U3011	IC
1203-008475	U6002	IC
1203-008603	U5007	IC
1203-008693	U2001	IC
1203-008771	U3015	IC
1203-008867	U3000,U7003	IC
1203-008872	U7002,U7004	IC
1203-008925	U3013	IC
1203-008989	U7000	IC
1203-009211	U5002	IC
1203-009213	U5001	IC
1203-009220	U7001	IC
1203-009221	U7005	IC

Confidential and proprietary-the contents in this service guide subject to change without prior notice

Distribution, transmission, or infringement of any content or data from this document without Samsung's written authorization is strictly prohibited.

5. MAIN Electrical Parts List

1205-005806	U2012	IC
1205-005860	U3003	IC
1205-006088	U3004	IC
1205-006117	UCP400	IC
1209-002413	U3014	IC
1209-002450	U3012	IC
1209-002629	U3016	IC
1404-001724	TH1000,TH4000,VR5000	THERMISTOR
1405-001429	V7000	VARISTOR
2007-000141	R3005,R3012,R3014	R-CHIP
2007-003015	R6062,R6063	R-CHIP
2007-007190	R6064,R6067	R-CHIP
2007-007310	R3001,R3002	R-CHIP
2007-007741	R4012,R5025,R5027	R-CHIP
2007-007741	R6061	R-CHIP
2007-007798	R6025	R-CHIP
2007-007942	R5000	R-CHIP
2007-007946	R5004	R-CHIP
2007-008052	R5022,R5024,R7001	R-CHIP
2007-008052	R7009	R-CHIP
2007-008055	R4001,R4010,R4047	R-CHIP
2007-008419	R4041,R5023	R-CHIP
2007-008483	R5020,R5021	R-CHIP
2007-008516	R3003,R4015,R4016	R-CHIP
2007-008516	R4027,R4226,R6003	R-CHIP
2007-008516	R6023,R6024	R-CHIP
2007-008531	R5015,R6009,R7000	R-CHIP
2007-008531	R7004,R7014	R-CHIP
2007-008588	R3006,R3007,R4017	R-CHIP
2007-008588	R4018,R4022,R4023	R-CHIP
2007-008588	R4024,R4026,R4030	R-CHIP
2007-008588	R4032,R4034,R4036	R-CHIP
2007-008588	R4037,R4228,R4231	R-CHIP
2007-008588	R4334,R4335,R4336	R-CHIP
2007-008800	R6012	R-CHIP
2007-008806	R2001	R-CHIP
2007-009084	R6000	R-CHIP
2007-009111	R3004,R5029	R-CHIP
2007-009157	R1007,R4002,R4003	R-CHIP

Confidential and proprietary-the contents in this service guide subject to change without prior notice

Distribution, transmission, or infringement of any content or data from this document without Samsung's written authorization is strictly prohibited.

5. MAIN Electrical Parts List

2007-009157	R5009,R5105,R6026	R-CHIP
2007-009171	R5003,R5008	R-CHIP
2007-009212	R5011,R6006	R-CHIP
2007-009352	R5019	R-CHIP
2007-009361	R1000,R1002	R-CHIP
2007-009408	R6007	R-CHIP
2007-009410	R6038,R6039	R-CHIP
2007-009766	R3000	R-CHIP
2007-009793	R6014	R-CHIP
2007-009801	R5007	R-CHIP
2007-009805	R1001,R1003,R1004	R-CHIP
2007-009920	R4004,R4005,R4007	R-CHIP
2007-009920	R4009	R-CHIP
2007-009969	R6008	R-CHIP
2007-010685	R7003	R-CHIP
2007-011043	R4200,R4201,R4202	R-CHIP
2007-011043	R4203,R4333	R-CHIP
2007-011532	R6010	R-CHIP
2007-011648	R6019	R-CHIP
2007-012068	R5002	R-CHIP
2203-000330	C3050	C-CERAMIC,CHIP
2203-000489	C5173,C5174	C-CERAMIC,CHIP
2203-001153	C3044,C3052	C-CERAMIC,CHIP
2203-001239	C3049	C-CERAMIC,CHIP
2203-005344	C5267	C-CERAMIC,CHIP
2203-005682	C5117,C5123,C5556	C-CERAMIC,CHIP
2203-005725	C1133,C7006,L1038	C-CERAMIC,CHIP
2203-005727	C1123,C1132	C-CERAMIC,CHIP
2203-005729	C6000,C6004,C6010	C-CERAMIC,CHIP
2203-005729	C6015,C6018,C6019	C-CERAMIC,CHIP
2203-005729	C7011	C-CERAMIC,CHIP
2203-005731	C1125,C2055,C6058	C-CERAMIC,CHIP
2203-005731	C6059	C-CERAMIC,CHIP
2203-005732	C5049,C6009,C6016	C-CERAMIC,CHIP
2203-005732	C6017,C6022	C-CERAMIC,CHIP
2203-005734	C3057	C-CERAMIC,CHIP
2203-005736	C1000,C1003,C1006	C-CERAMIC,CHIP
2203-005736	C1017,C1018,C1022	C-CERAMIC,CHIP
2203-005736	C1028,C1034,C1040	C-CERAMIC,CHIP

Confidential and proprietary-the contents in this service guide subject to change without prior notice

Distribution, transmission, or infringement of any content or data from this document without Samsung's written authorization is strictly prohibited.

5. MAIN Electrical Parts List

2203-005736	C1052,C1053,C1060	C-CERAMIC,CHIP
2203-005736	C1072,C1083,C1084	C-CERAMIC,CHIP
2203-005736	C1085,C1091,C1114	C-CERAMIC,CHIP
2203-005736	C1141,C2002,C2004	C-CERAMIC,CHIP
2203-005736	C2006,C2014,C2030	C-CERAMIC,CHIP
2203-005736	C2036,C2041,C2047	C-CERAMIC,CHIP
2203-005736	C2050,C3003,C3007	C-CERAMIC,CHIP
2203-005736	C3014,C3028,C3029	C-CERAMIC,CHIP
2203-005736	C3054,C3061,L1008	C-CERAMIC,CHIP
2203-005736	L1044	C-CERAMIC,CHIP
2203-005740	C3036	C-CERAMIC,CHIP
2203-005777	C1086,C1089,C1093	C-CERAMIC,CHIP
2203-005777	C1113	C-CERAMIC,CHIP
2203-005789	C1025,C1103,C1116	C-CERAMIC,CHIP
2203-005789	C1117,C1118,C1119	C-CERAMIC,CHIP
2203-005789	C1120,C1126,C1142	C-CERAMIC,CHIP
2203-005789	L1026	C-CERAMIC,CHIP
2203-005792	C1078,C1095,C1110	C-CERAMIC,CHIP
2203-005792	C1122,C1139,C2003	C-CERAMIC,CHIP
2203-005806	C1099,C1106,C1108	C-CERAMIC,CHIP
2203-005806	C2000,C3030	C-CERAMIC,CHIP
2203-006121	C6014	C-CERAMIC,CHIP
2203-006187	C6029	C-CERAMIC,CHIP
2203-006194	C6008	C-CERAMIC,CHIP
2203-006305	C1107,L2009	C-CERAMIC,CHIP
2203-006318	C1077,C1088,L1064	C-CERAMIC,CHIP
2203-006318	L2032	C-CERAMIC,CHIP
2203-006379	C6060	C-CERAMIC,CHIP
2203-006400	C1002,C1011,C2048	C-CERAMIC,CHIP
2203-006400	C3039,C3043,C3053	C-CERAMIC,CHIP
2203-006400	C4013,C6051	C-CERAMIC,CHIP
2203-006410	C1087	C-CERAMIC,CHIP
2203-006423	C2032,C3066,C3098	C-CERAMIC,CHIP
2203-006423	C3099,C4005,C5120	C-CERAMIC,CHIP
2203-006423	C5172,C5555,C6013	C-CERAMIC,CHIP
2203-006423	C6026,C6028,C7034	C-CERAMIC,CHIP
2203-006556	C1036,C3058,C5045	C-CERAMIC,CHIP
2203-006604	C1104,C3062,C6030	C-CERAMIC,CHIP
2203-006611	C1081,C1109	C-CERAMIC,CHIP

Confidential and proprietary-the contents in this service guide subject to change without prior notice

Distribution, transmission, or infringement of any content or data from this document without Samsung's written authorization is strictly prohibited.

5. MAIN Electrical Parts List

2203-006648	C6021	C-CERAMIC,CHIP
2203-006665	L1059	C-CERAMIC,CHIP
2203-006668	C4064	C-CERAMIC,CHIP
2203-006674	C2042,C3027	C-CERAMIC,CHIP
2203-006707	C1008	C-CERAMIC,CHIP
2203-006839	C1012,C1048,C1068	C-CERAMIC,CHIP
2203-006839	C1071,C1074,C1131	C-CERAMIC,CHIP
2203-006839	C1136,C2001,C4035	C-CERAMIC,CHIP
2203-006839	C5092,C5095	C-CERAMIC,CHIP
2203-006846	C1111,C4204,C4205	C-CERAMIC,CHIP
2203-006846	C4206,C4207	C-CERAMIC,CHIP
2203-006979	C2010,C2018,C2020	C-CERAMIC,CHIP
2203-006979	C2022,C2024,C2026	C-CERAMIC,CHIP
2203-006979	C2028,C2033,C2054	C-CERAMIC,CHIP
2203-007194	C1014,C3059,C3067	C-CERAMIC,CHIP
2203-007194	C7007	C-CERAMIC,CHIP
2203-007210	C4050,C4051,C4068	C-CERAMIC,CHIP
2203-007210	C4087,C5125,C5126	C-CERAMIC,CHIP
2203-007235	C5038,C5058	C-CERAMIC,CHIP
2203-007271	C2053,C4062,C5083	C-CERAMIC,CHIP
2203-007271	C5097,C5129,C7064	C-CERAMIC,CHIP
2203-007279	C7012,C7147	C-CERAMIC,CHIP
2203-007317	C3020,C3021,C7014	C-CERAMIC,CHIP
2203-007391	C2031,C5133,C5136	C-CERAMIC,CHIP
2203-007392	C5061,C5098	C-CERAMIC,CHIP
2203-007393	C1105,C2012,C3011	C-CERAMIC,CHIP
2203-007393	C3100,C3101,C4011	C-CERAMIC,CHIP
2203-007393	C4023,C4024,C4039	C-CERAMIC,CHIP
2203-007393	C4074,C4078,C5032	C-CERAMIC,CHIP
2203-007393	C5066,C5084,C5087	C-CERAMIC,CHIP
2203-007393	C5096,C5118,C5124	C-CERAMIC,CHIP
2203-007393	C5127,C5168,C5169	C-CERAMIC,CHIP
2203-007393	C5170,C5171,C6025	C-CERAMIC,CHIP
2203-007393	C7003,C7018,C7023	C-CERAMIC,CHIP
2203-007393	C7024,C7027,C7028	C-CERAMIC,CHIP
2203-007393	C7133	C-CERAMIC,CHIP
2203-007456	C5086,C6032	C-CERAMIC,CHIP
2203-007474	C2017,C2021,C2023	C-CERAMIC,CHIP
2203-007474	C2027,C2034,C4047	C-CERAMIC,CHIP

Confidential and proprietary-the contents in this service guide subject to change without prior notice

Distribution, transmission, or infringement of any content or data from this document without Samsung's written authorization is strictly prohibited.

5. MAIN Electrical Parts List

2203-007474	C4049,C4069,C5056	C-CERAMIC,CHIP
2203-007796	C2011,C2019,C2025	C-CERAMIC,CHIP
2203-007796	C2049,C3000,C3002	C-CERAMIC,CHIP
2203-007796	C3008,C3013,C3018	C-CERAMIC,CHIP
2203-007796	C3022,C3031,C3094	C-CERAMIC,CHIP
2203-007796	C3096,C3097,C3102	C-CERAMIC,CHIP
2203-007796	C4002,C4004,C4006	C-CERAMIC,CHIP
2203-007796	C4007,C4008,C4009	C-CERAMIC,CHIP
2203-007796	C4014,C4015,C4018	C-CERAMIC,CHIP
2203-007796	C4019,C4020,C4021	C-CERAMIC,CHIP
2203-007796	C4022,C4029,C4030	C-CERAMIC,CHIP
2203-007796	C4033,C4034,C4037	C-CERAMIC,CHIP
2203-007796	C4038,C4044,C4045	C-CERAMIC,CHIP
2203-007796	C4052,C4053,C4055	C-CERAMIC,CHIP
2203-007796	C4056,C4063,C4065	C-CERAMIC,CHIP
2203-007796	C4066,C4067,C4070	C-CERAMIC,CHIP
2203-007796	C4071,C4072,C4073	C-CERAMIC,CHIP
2203-007796	C4075,C4076,C4077	C-CERAMIC,CHIP
2203-007796	C4079,C4080,C4081	C-CERAMIC,CHIP
2203-007796	C4082,C4083,C4088	C-CERAMIC,CHIP
2203-007796	C4089,C4090,C4091	C-CERAMIC,CHIP
2203-007796	C4092,C4093,C4094	C-CERAMIC,CHIP
2203-007796	C4259,C5008,C5009	C-CERAMIC,CHIP
2203-007796	C5012,C5014,C5015	C-CERAMIC,CHIP
2203-007796	C5016,C5017,C5018	C-CERAMIC,CHIP
2203-007796	C5019,C5020,C5024	C-CERAMIC,CHIP
2203-007796	C5025,C5026,C5030	C-CERAMIC,CHIP
2203-007796	C5073,C5085,C5093	C-CERAMIC,CHIP
2203-007796	C5101,C5102,C5104	C-CERAMIC,CHIP
2203-007796	C5107,C5108,C5110	C-CERAMIC,CHIP
2203-007796	C5128,C5166,C7005	C-CERAMIC,CHIP
2203-007796	C7013,C7015,C7025	C-CERAMIC,CHIP
2203-007796	C7026,C7033,C7041	C-CERAMIC,CHIP
2203-007796	C7065,C7066,C7068	C-CERAMIC,CHIP
2203-007796	C7144,C7145	C-CERAMIC,CHIP
2203-008097	C6054	C-CERAMIC,CHIP
2203-008158	C5079	C-CERAMIC,CHIP
2203-008242	C2058,C3005,C3016	C-CERAMIC,CHIP
2203-008242	C4001,C4003,C4017	C-CERAMIC,CHIP

Confidential and proprietary-the contents in this service guide subject to change without prior notice

Distribution, transmission, or infringement of any content or data from this document without Samsung's written authorization is strictly prohibited.

5. MAIN Electrical Parts List

2203-008242	C4043,C5000,C5002	C-CERAMIC,CHIP
2203-008242	C5004,C5007,C5011	C-CERAMIC,CHIP
2203-008242	C5021,C5022,C5023	C-CERAMIC,CHIP
2203-008242	C5027,C5036,C6053	C-CERAMIC,CHIP
2203-008242	C7031,C7152	C-CERAMIC,CHIP
2203-008654	C6031	C-CERAMIC,CHIP
2203-008860	C2057,C3006,C3092	C-CERAMIC,CHIP
2203-008860	C3093,C3095,C5100	C-CERAMIC,CHIP
2203-008860	C5121,C5134,C6056	C-CERAMIC,CHIP
2203-008860	C7032,C7040,C7042	C-CERAMIC,CHIP
2203-008860	C7067,C7069,C7070	C-CERAMIC,CHIP
2203-008876	C1069,C1098,C3010	C-CERAMIC,CHIP
2203-008876	C5075,C5119,C6057	C-CERAMIC,CHIP
2203-008876	C7029,C7030,C7188	C-CERAMIC,CHIP
2203-009167	C3048,C3051	C-CERAMIC,CHIP
2203-009328	C4060,C4061,C4086	C-CERAMIC,CHIP
2203-009328	C5039,C5041,C5042	C-CERAMIC,CHIP
2203-009328	C5047,C5052,C5060	C-CERAMIC,CHIP
2203-009328	C5063,C5074	C-CERAMIC,CHIP
2203-009537	C5003	C-CERAMIC,CHIP
2203-009618	C5069,C5077,C6006	C-CERAMIC,CHIP
2203-009618	C6055,C7044	C-CERAMIC,CHIP
2203-009733	C1075,C2009,C3025	C-CERAMIC,CHIP
2203-009733	C3026,C3035,C5035	C-CERAMIC,CHIP
2203-009733	C5037,C5040,C5043	C-CERAMIC,CHIP
2203-009733	C5048,C5050,C5051	C-CERAMIC,CHIP
2203-009733	C5054,C5055,C5065	C-CERAMIC,CHIP
2203-009733	C5071,C5072,C5076	C-CERAMIC,CHIP
2203-009733	C5081,C5091,C5152	C-CERAMIC,CHIP
2203-009733	C6052,C7045,C7046	C-CERAMIC,CHIP
2203-009733	C7047,C7048,C7049	C-CERAMIC,CHIP
2203-009733	C7050,C7051,C7054	C-CERAMIC,CHIP
2203-009733	C7055,C7056,C7060	C-CERAMIC,CHIP
2203-009733	C7061,C7062,C7148	C-CERAMIC,CHIP
2203-009733	C7150,C7151	C-CERAMIC,CHIP
2203-010085	C5044	C-CERAMIC,CHIP
2703-002649	L1033,L1040,L1049	INDUCTOR-SMD
2703-002649	L2029	INDUCTOR-SMD
2703-002900	C1079	INDUCTOR-SMD

Confidential and proprietary-the contents in this service guide subject to change without prior notice

Distribution, transmission, or infringement of any content or data from this document without Samsung's written authorization is strictly prohibited.

5. MAIN Electrical Parts List

2703-002903	L3013,L6010,L6011	INDUCTOR-SMD
2703-002907	C1096,L2031	INDUCTOR-SMD
2703-002955	L2020	INDUCTOR-SMD
2703-002959	L2028,L3011	INDUCTOR-SMD
2703-002999	C1112,L1005,L3027	INDUCTOR-SMD
2703-003476	L3000	INDUCTOR-SMD
2703-003970	L1046,L1051,L3014	INDUCTOR-SMD
2703-004012	L1035,L1054,L1061	INDUCTOR-SMD
2703-004012	L2024	INDUCTOR-SMD
2703-004013	L1028,L3015	INDUCTOR-SMD
2703-004014	L2022,L2023,L3010	INDUCTOR-SMD
2703-004018	C1057,C1073,C1115	INDUCTOR-SMD
2703-004018	C1127,L1007,L1055	INDUCTOR-SMD
2703-004018	L1060	INDUCTOR-SMD
2703-004032	C1092,L1032,L1045	INDUCTOR-SMD
2703-004034	C1051,C2046,L1025	INDUCTOR-SMD
2703-004034	L1029,L3002	INDUCTOR-SMD
2703-004035	L2001,L2004,L2038	INDUCTOR-SMD
2703-004036	C1129,L1011,L3004	INDUCTOR-SMD
2703-004037	L2000,L2003,L2035	INDUCTOR-SMD
2703-004038	C1063,C3040,L1023	INDUCTOR-SMD
2703-004038	L1042,L1057,L2010	INDUCTOR-SMD
2703-004171	L1016	INDUCTOR-SMD
2703-004193	L1003	INDUCTOR-SMD
2703-004286	C1059,C3038,L1010	INDUCTOR-SMD
2703-004286	L1062	INDUCTOR-SMD
2703-004300	L1047	INDUCTOR-SMD
2703-004301	C1058	INDUCTOR-SMD
2703-004317	L1013,L3001	INDUCTOR-SMD
2703-004328	L1004,L1031,L1052	INDUCTOR-SMD
2703-004328	L2002,L2007	INDUCTOR-SMD
2703-004363	L2030	INDUCTOR-SMD
2703-004367	C1134,L3016	INDUCTOR-SMD
2703-004368	L3003,U1008	INDUCTOR-SMD
2703-004408	L1015,L1017,L1021	INDUCTOR-SMD
2703-004408	L1056	INDUCTOR-SMD
2703-004763	C1137,C1140,L1001	INDUCTOR-SMD
2703-004763	L1002,L1053	INDUCTOR-SMD
2703-004764	L2015,L2034	INDUCTOR-SMD

Confidential and proprietary-the contents in this service guide subject to change without prior notice

Distribution, transmission, or infringement of any content or data from this document without Samsung's written authorization is strictly prohibited.

5. MAIN Electrical Parts List

2703-004862	L1034	INDUCTOR-SMD
2703-005066	L2008	INDUCTOR-SMD
2703-005085	L1063	INDUCTOR-SMD
2703-005087	L1030,L1037,L1050	INDUCTOR-SMD
2703-005200	L6012	INDUCTOR-SMD
2703-005201	L5001,L5003,L5004	INDUCTOR-SMD
2703-005201	L5005,L5011	INDUCTOR-SMD
2703-005224	L7009	INDUCTOR-SMD
2703-005296	L1041,L1065	INDUCTOR-SMD
2703-005366	C1124	INDUCTOR-SMD
2703-005418	L7006	INDUCTOR-SMD
2703-005419	L7007	INDUCTOR-SMD
2703-005555	L3008,L3009	INDUCTOR-SMD
2703-005689	L5002,L5006,L5007	INDUCTOR-SMD
2703-005689	L5009,L5012	INDUCTOR-SMD
2801-005389	OSC5000	CRYSTAL-UNIT
2805-001117	OSC2000	OSCILLATOR
2901-001690	C4057,C4058,C4059	FILTER-EMI SMD
2901-001690	C4084,C4085,U4009	FILTER-EMI SMD
2901-001690	U4010	FILTER-EMI SMD
2904-002198	F2002	FILTER-SAW
2904-002210	F1005	FILTER-SAW
2904-002326	F2003	FILTER-SAW
2904-002339	F2000	FILTER-SAW
2904-002350	F1008	FILTER-SAW
2904-002355	F3002,F3003	FILTER-SAW
2904-002381	F3000	FILTER-SAW
2904-002397	F1006,F2001	FILTER-SAW
2910-000364	F1007	FILTER
2910-000367	F1010	FILTER
2910-000402	F1009	FILTER
2911-000430	U2000	FILTER
2911-000450	U1007	FILTER
3003-001237	MIC6000	MIC-CONDENSOR
3301-002078	R6011	CORE-FERRITE BEAD
3301-002122	L2005,L2006,L6008	CORE-FERRITE BEAD
3301-002122	L6018	CORE-FERRITE BEAD
3301-002223	L7000,L7001,L7002	CORE-FERRITE BEAD
3301-002223	L7004	CORE-FERRITE BEAD

Confidential and proprietary-the contents in this service guide subject to change without prior notice

Distribution, transmission, or infringement of any content or data from this document without Samsung's written authorization is strictly prohibited.

5. MAIN Electrical Parts List

3301-002235	L6001,L6003,L6004	CORE-FERRITE BEAD
3301-002235	L6005,L6006,L6007	CORE-FERRITE BEAD
3301-002235	L6009,L6013	CORE-FERRITE BEAD
3301-002237	L1000,L2027,L2037	CORE-FERRITE BEAD
3301-002238	L2013,L2017,L2019	CORE-FERRITE BEAD
3301-002238	L3012,L6000,L6002	CORE-FERRITE BEAD
3301-002239	L2011	CORE-FERRITE BEAD
3301-002242	L2036	CORE-FERRITE BEAD
3301-002312	L2014,L2016,L2018	CORE-FERRITE BEAD
3301-002312	L7005,L7008,L7010	CORE-FERRITE BEAD
3301-002331	L5008	CORE-FERRITE BEAD
3705-001937	RFS1000,RFS1001	CONNECTOR-COAXIAL
3709-001932	SIM4UP	CONNECTOR-CARD EDGE
3709-001933	SIM3	CONNECTOR-CARD EDGE
3709-001934	SIM1,SIM2	CONNECTOR-CARD EDGE
3710-003193	SOC7000	CONNECTOR-SOCKET
3710-003985	SOC6000	CONNECTOR-SOCKET
3711-007107	HDC7002	CONNECTOR-HEADER
3711-007295	HDC7001	CONNECTOR-HEADER
3711-008511	HDC7003	CONNECTOR-HEADER
3711-008847	BTC5000	CONNECTOR-HEADER
3711-008997	HEA5000	CONNECTOR-HEADER
3712-001621	ANT2000,ANT2001	CONNECTOR
3712-001621	ANT2002,ANT2003	CONNECTOR
3712-001621	ANT2004,ANT2008	CONNECTOR
3712-001621	ANT5000,ANT5001	CONNECTOR
3712-001621	ANT5003,ANT5004	CONNECTOR
3712-001621	ANT5006	CONNECTOR
3712-001626	ANT2006,ANT2009	CONNECTOR
3712-001633	ANT3001,ANT3004	CONNECTOR
3712-001633	ANT5002,ANT5005	CONNECTOR
3712-001666	ANT6000,ANT6001	CONNECTOR
3712-001714	ANT3000,ANT3002	CONNECTOR
4709-002196	F2004	RF-MODULE
4709-002412	F1000,F1001	RF-MODULE
GH02-18335A	SC6005SP	EMI SHEET
GH61-08634A	CON1000	C-CLIP
GH62-00042A	GA7000	GASKET
GH63-16268A	SC6000	SHIELD CAN

Confidential and proprietary-the contents in this service guide subject to change without prior notice

Distribution, transmission, or infringement of any content or data from this document without Samsung's written authorization is strictly prohibited.

5. MAIN Electrical Parts List

GH63-16890A	SC6002	SHIELDKAN
GH63-16937A	SC6003	SHIELDKAN
GH63-16938A	SC6004	SHIELDKAN
GH98-44134A	SC6005	SHIELDKAN

Please consult the GSPN website (Samsung Portal) for the most recent version of the product's part list.

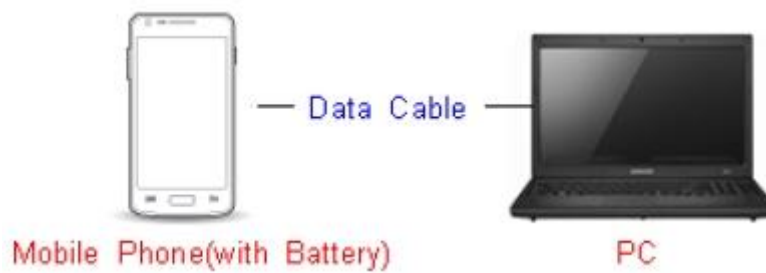
6. Level 1 Repair

6-1. S/W Update

6-1-1. Preparation

- S/W Update program : [Fenrir 5.17.xxxx](#)
- Mobile Phone
- Data Cable

※ Settings



Data Cable : [GH39-01999A](#)

6. Level 1 Repair

6-1-2. How to use 'Fenrir' S/W update program.

1) Launch Fenrir by clicking on the icon on the desktop



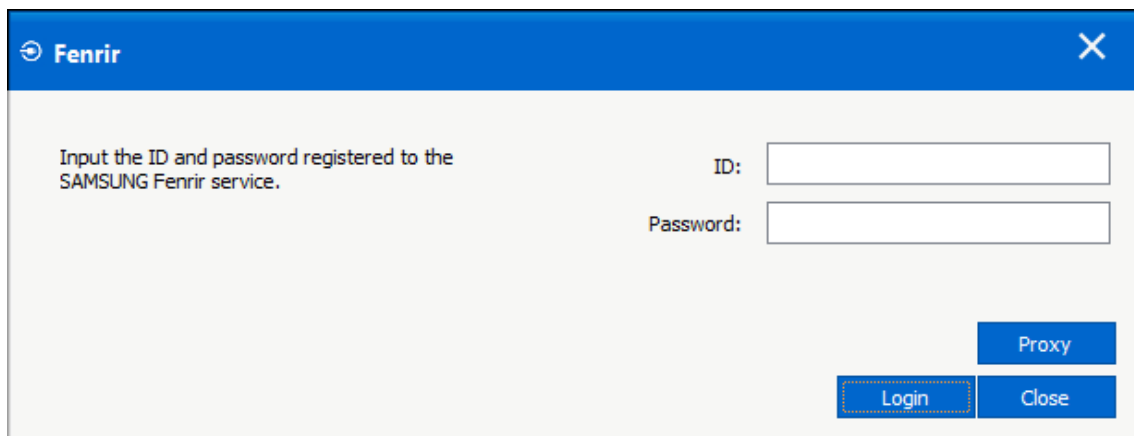
- SVH (Fenrir_Home) : It uses Home binary which does not have user data area in the memory when flashed to a device. (Keep user data)

- SVC (Fenrir_Factory) : It uses Factory binary which erases all user data in the memory when flashed to a device. (Clear user data)

- SVA (Fenrir_All) : It uses Factory and Home binaries. you can download Home and Factory binary in a PC (but requires double HDD storage and NW traffic)

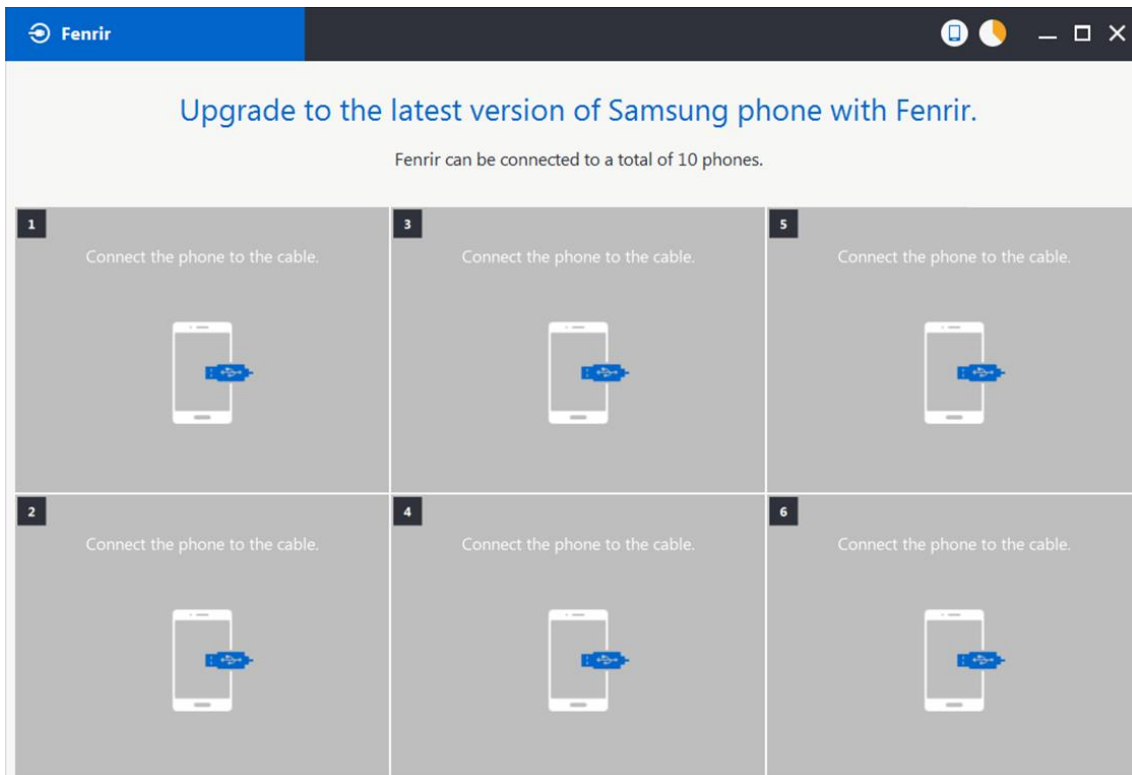
2) Input ID & password

※ You need to reset the ID information in case of PC change and format and repair, hard disk change

A screenshot of the Fenrir software login window. The window has a blue title bar with the text 'Fenrir' and a close button. The main area is white and contains the text 'Input the ID and password registered to the SAMSUNG Fenrir service.' followed by two input fields: 'ID:' and 'Password:'. Below the input fields are three buttons: 'Proxy', 'Login', and 'Close'. The 'Login' button is highlighted with a dashed border.

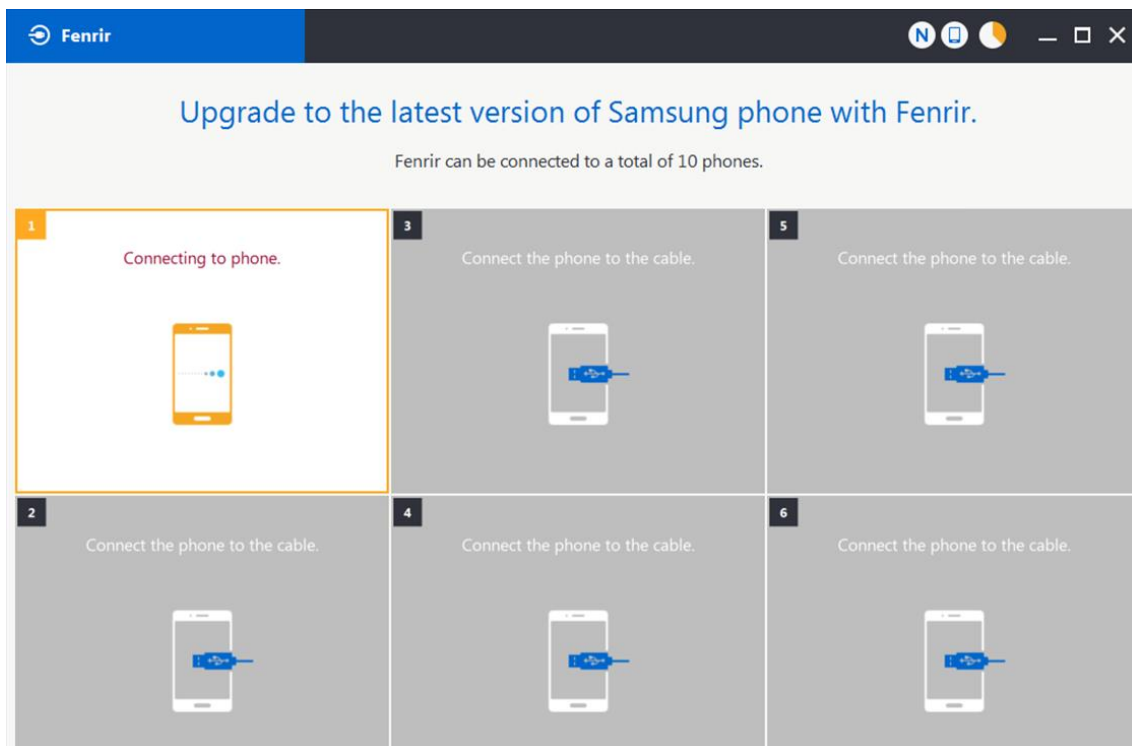
6. Level 1 Repair

3) Ensure device has sufficient charge (at least 20%) to start firmware update.



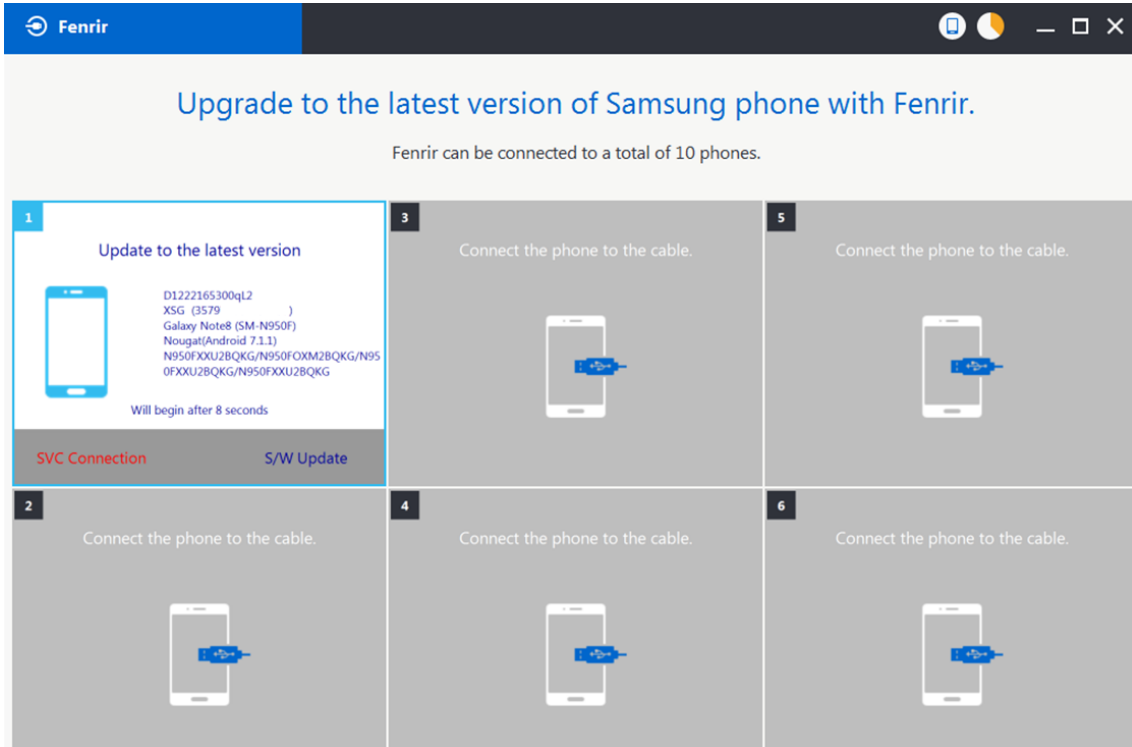
4) Connect the device to PC via data cable.

5) Upon USB connection, you will be presented with below screen.

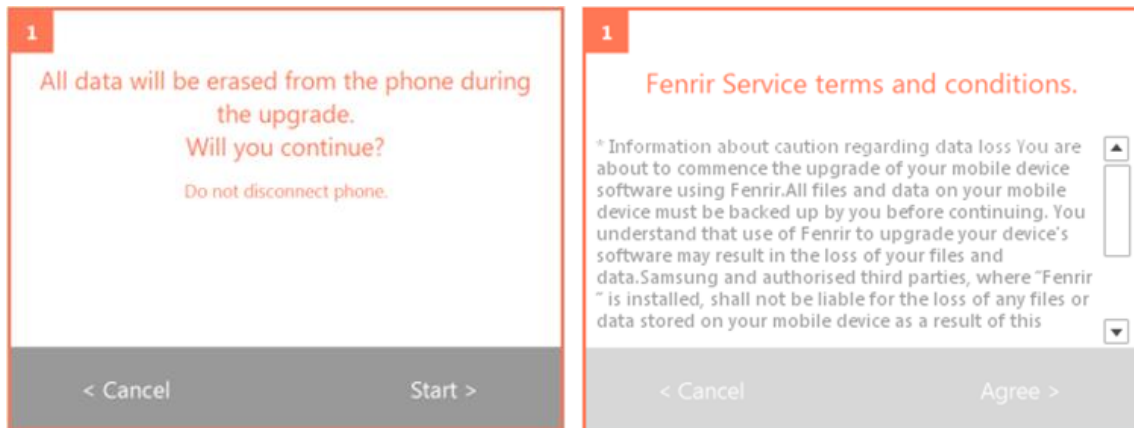


6. Level 1 Repair

6) Once device is detected, you will be presented with below screen. To update S/W, select “S/W Update” or to exit select “SVC Connection”. If you select “SVC Connection”, only Fenrir connection history (record) will be stored in the FUS server to support warranty validation. (This is known as “Service Connection” history)

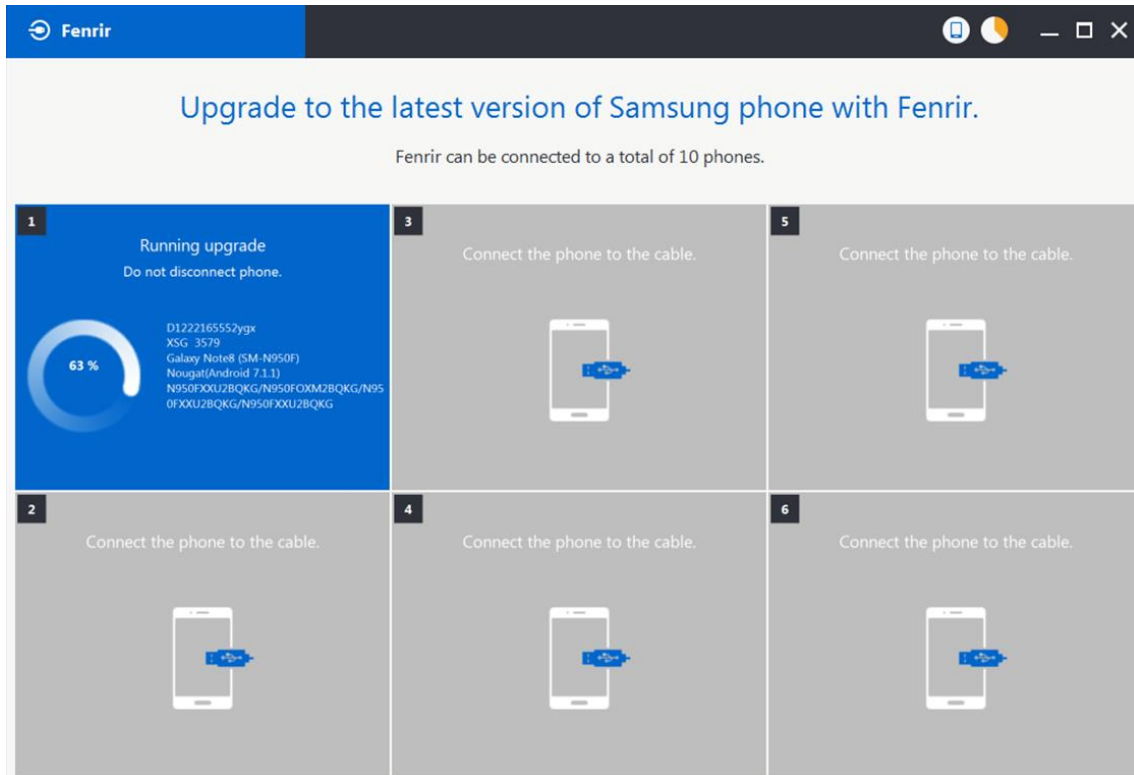


7) Once Fenrir starts, application will display the below screen. And select the Start button & Agree button.

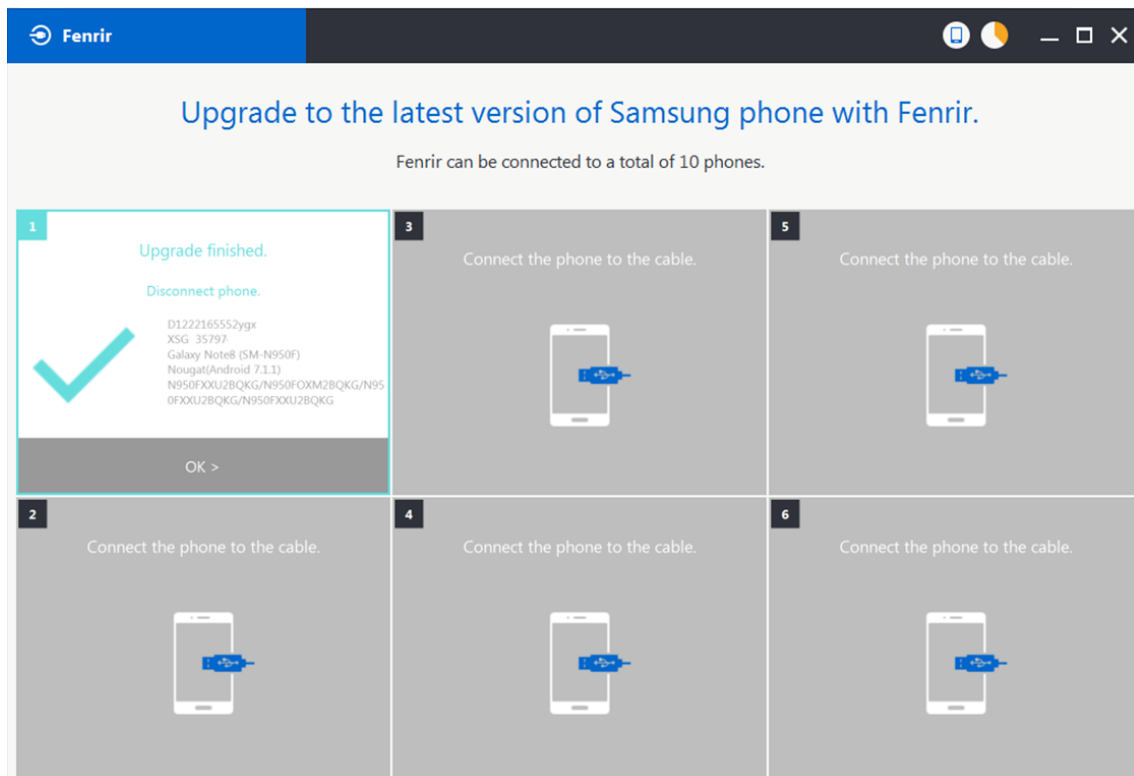


6. Level 1 Repair

8) The status circle increases as the update installs. The update process takes approximately 5-10 minutes to complete. Do not disconnect the device from USB during processing.



9) Once complete, application will present the below screen indicating update complete. Click Ok and detach device from USB.



6. Level 1 Repair

6-2. How to use 'Odin' program

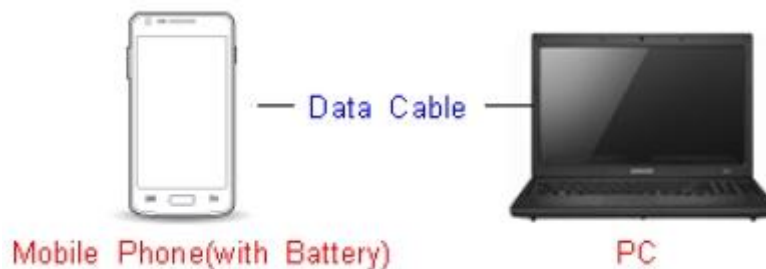
※ S/W Update via Fenrir is mandatory.

Below is the method to use 'Odin' program in any specific case.

6-2-1. Preparation

- Installation program : [Odin3 v3.13.2.exe or above](#)
- Mobile Phone
- Data Cable
- S/W Binary files (downloaded from GSPN)

※ Settings

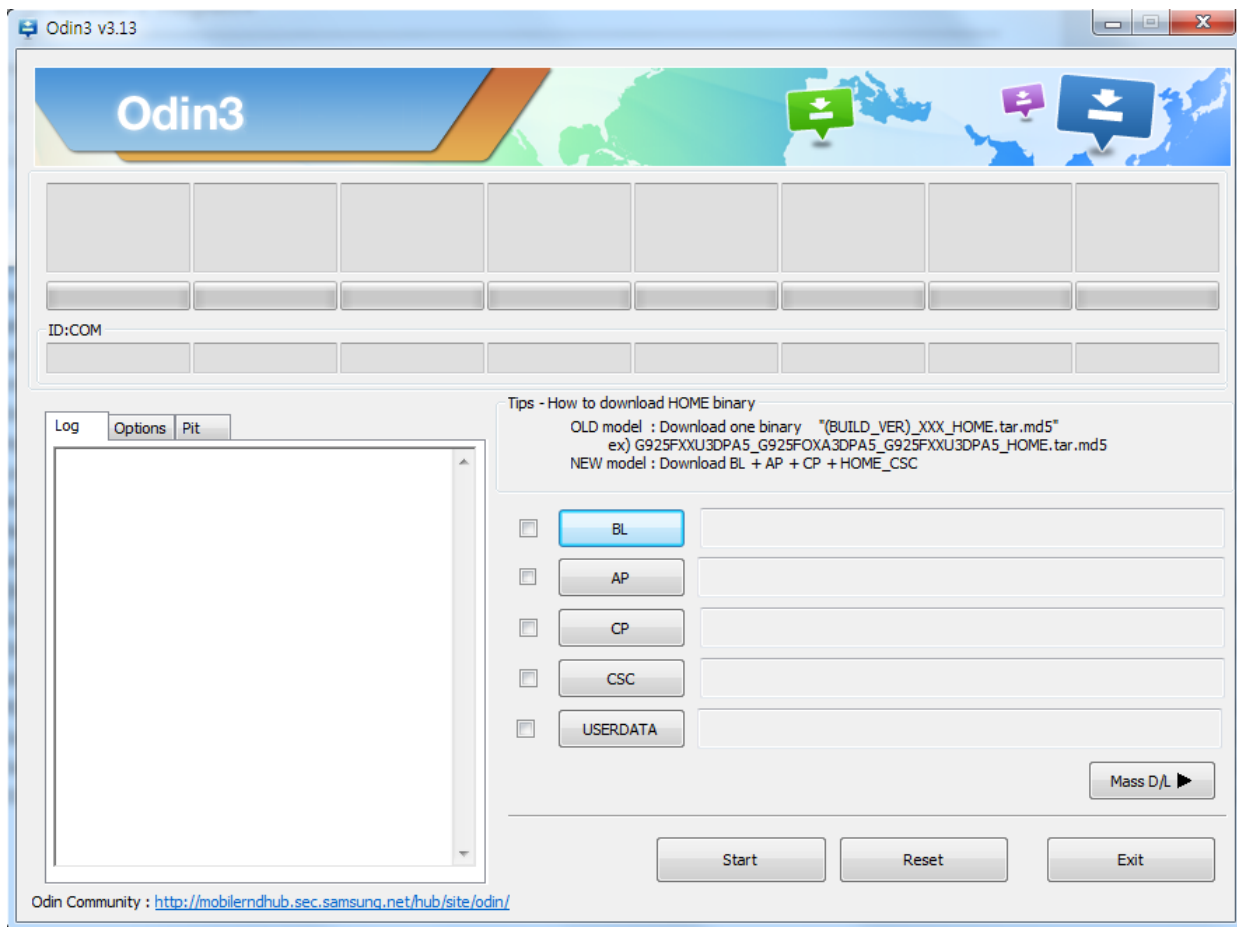


Data Cable : [GH39-01999A](#)

6. Level 1 Repair

6-2-2. S/W Installation Program (Downloader program)

Open up the S/W Installation Program by executing the "**Odin3 v3.13.2.exe**"

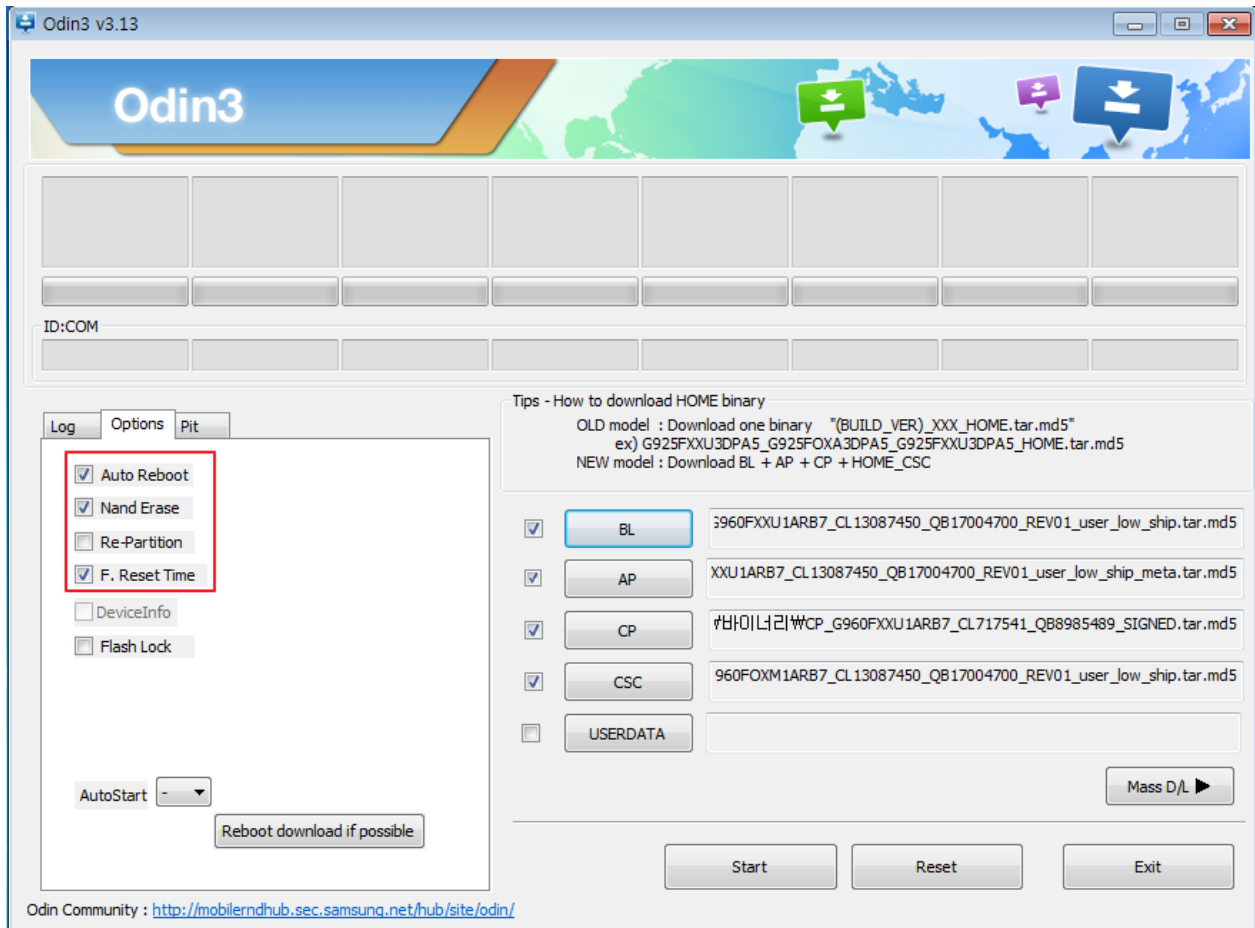


6. Level 1 Repair

1. Enable the check mark by click on the following options

- Check Auto Reboot, F. Reset Time, Nand Erase
- Check BL, AP, CP, CSC Files


* Note : "Odin v3.13.2 or above" checks MD5 checksum just after file selection.



6. Level 1 Repair

2. Enter into Download Mode

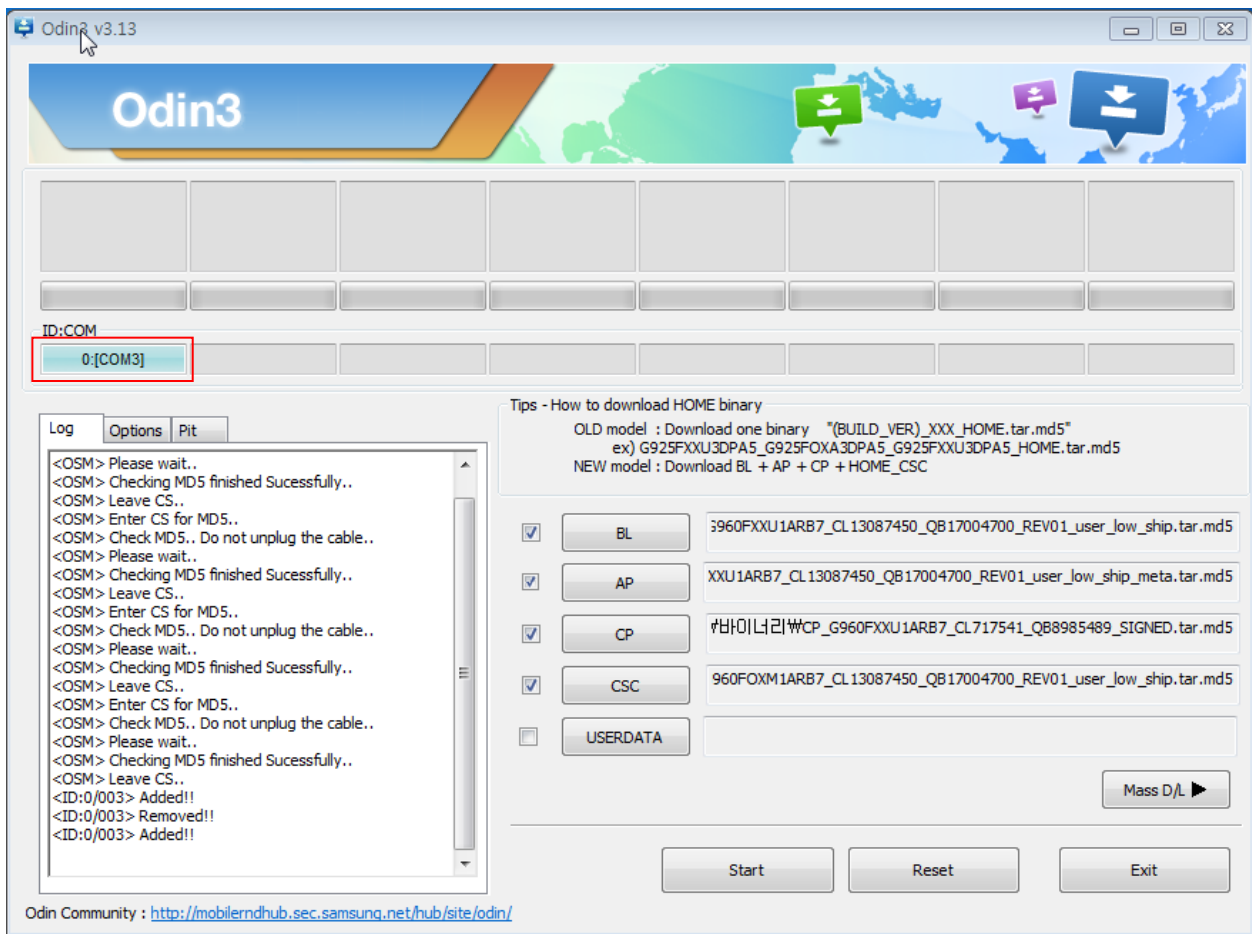
- Enter into Download Mode by pressing Volume Down button, Intelligence button and ON/OFF Button simultaneously followed by pressing Volume up button as a direction of the phone.



6. Level 1 Repair

3. Connect the device to PC via Data Cable.

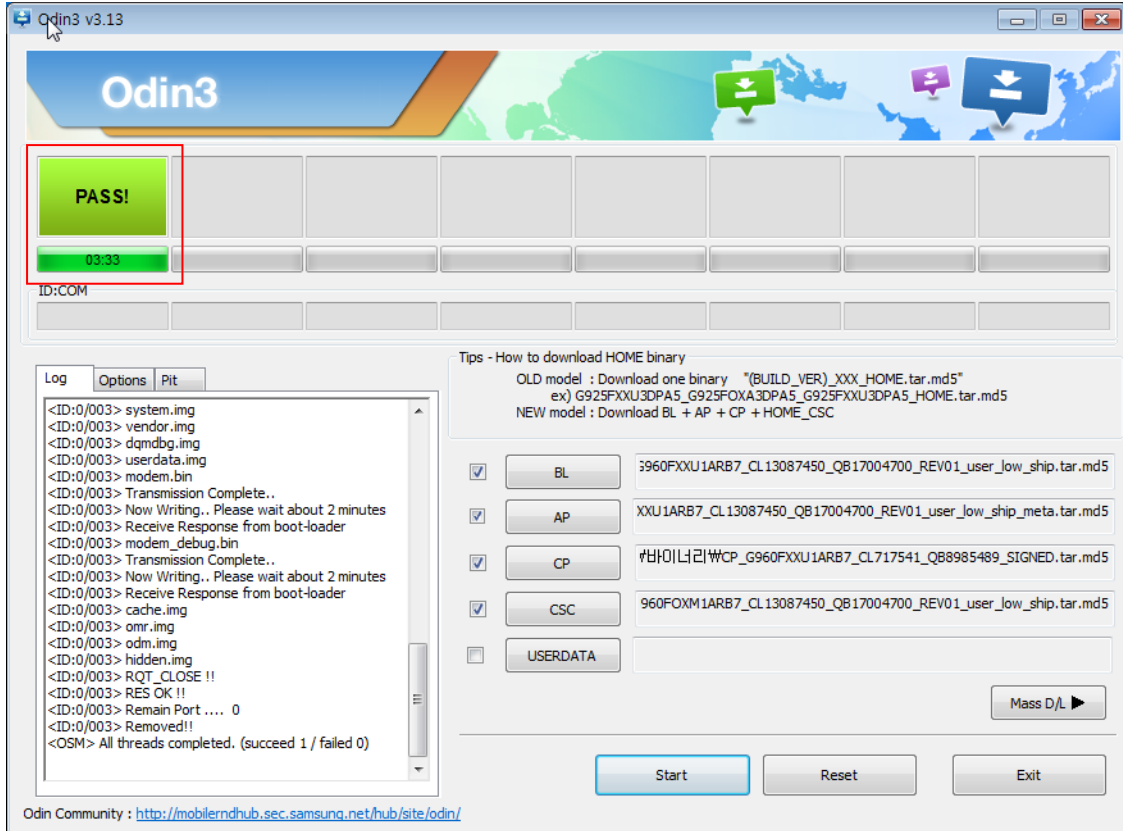
Make sure that the one of communication ports [ID:COM] box is highlighted in sky blue. The device is now connected with the PC and ready to download the binary files in it.



6. Level 1 Repair

4. Start downloading the binary files into the device by clicking Start button on the screen.

The green colored "PASS!" sign will appear on the upper-left box if the binary files have been successfully downloaded into the device.



5. Disconnect the device from the Data cable.

6. Once the device boots up, you can check the version of the binary file or name by pressing the following code in sequence; ***#1234#**

You can perform Factory data Reset by Settings → General Management → Reset

※ Caution. Never disconnect during the S/W downloading.

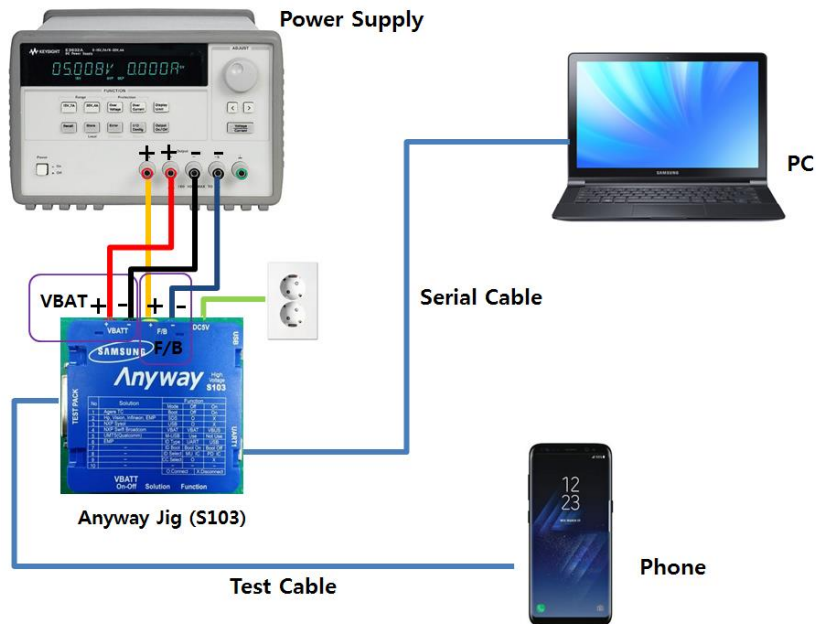
6. Level 1 Repair

6-3. IMEI writing

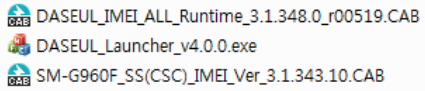
6-3-1. Preparation

- New IMEI writing Program has been released.
- Supported Model : Models which CAB files are uploaded on HHPsvc INI File category, instead of ini file.
- Refer to below IMEI writing procedure.

- H/W



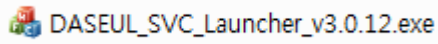
- S/W

① Library Install	To use Daseul, library files should be installed. Refer to SVC Bulletin “(11-82) Daseul (New IMEI writing Program) Library Install guide_rev1.0”
② Launcher	DASEUL_SVC_Launcher_v3.0.12 or higher -Uploaded on HHPsvc Notice
③ Runtime File	1. DASEUL_IMEI_ALL_Runtime_3.1.348.0_r00519.CAB or higher -Uploaded on HHPsvc Notice 2. Make ‘SM-A205F’ folder at the same position with launcher & Runtime file. 
④ Model File	Copy Model File under the ‘SM-A205F’ folder

6. Level 1 Repair

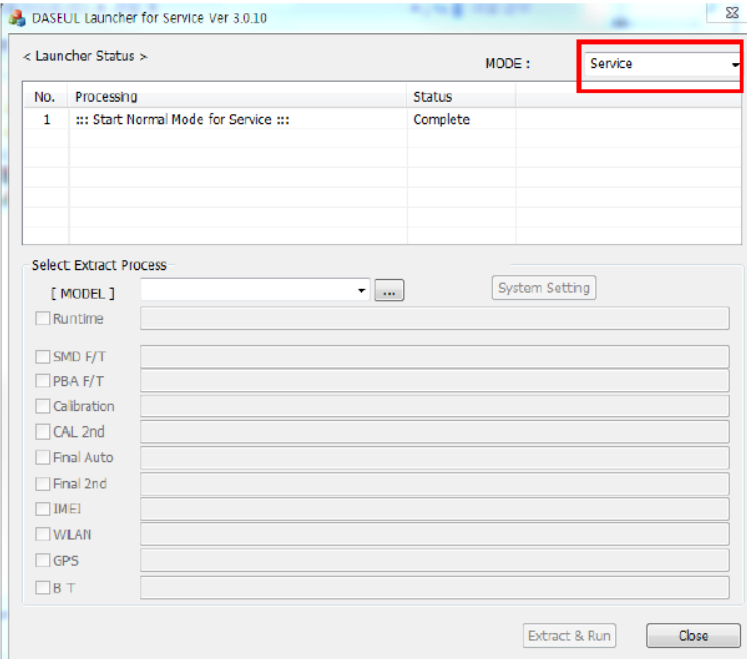
6-3-2. IMEI writing Process


1. Run DASEUL_SVC_Launcher_v3.0.12.exe

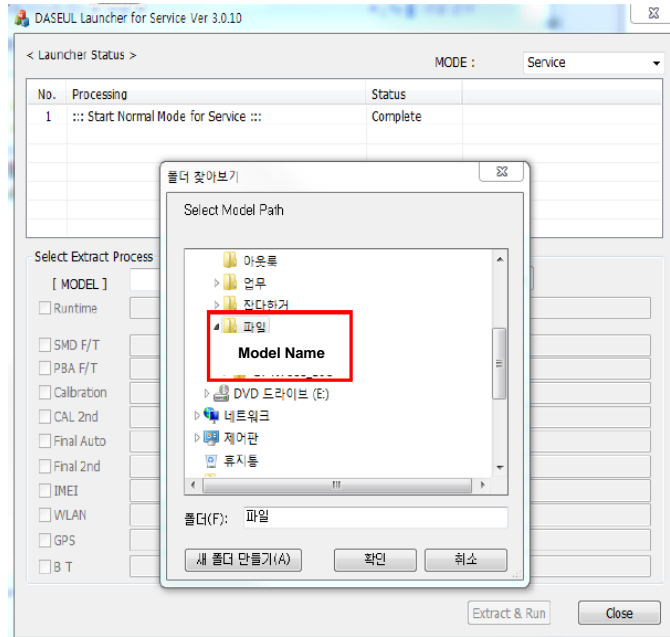


DASEUL_SVC_Launcher_v3.0.12.exe

2. Select Service Mode

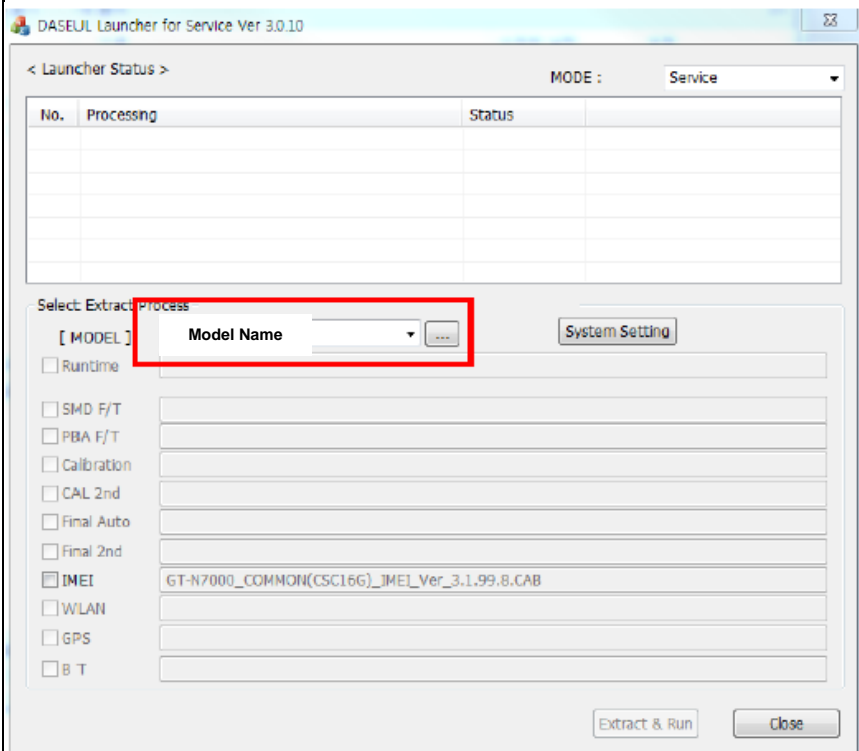


3. Click  and Select folder where the Launcher exists



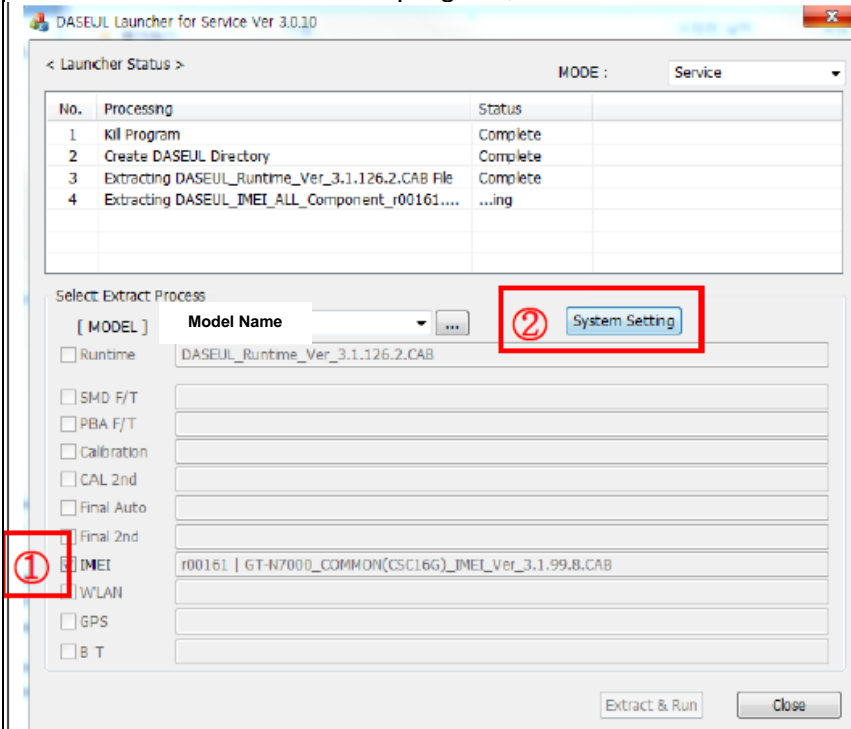
6. Level 1 Repair

4. Select Model



5. Check IMEI and click System Setting

※ Once you setup the setting, you don't have to do it again, unless there is change. From second run of the IMEI program, check IMEI and click Extract & Run.



6. Level 1 Repair

6. Check IMEI Write / IMEI Check and click IMEI SVC & Repair Option.

Set System Configuration
Set System Configuration Dialog...

Test Process

[Process]	[Master]	[Slave]
SMD F/T	<input type="checkbox"/>	<input type="checkbox"/>
PBA F/T	<input type="checkbox"/>	<input type="checkbox"/>
Calibration	<input type="checkbox"/>	<input type="checkbox"/>
Calibration 2ND	<input type="checkbox"/>	<input type="checkbox"/>
Final Auto	<input type="checkbox"/>	<input type="checkbox"/>
Final Auto 2ND	<input type="checkbox"/>	<input type="checkbox"/>
Final Manual	<input type="checkbox"/>	<input type="checkbox"/>
IMEI Write	<input checked="" type="checkbox"/>	<input type="checkbox"/>
IMEI Check	<input checked="" type="checkbox"/>	<input type="checkbox"/>
MDL +2nd Check	<input type="checkbox"/>	<input type="checkbox"/>
MDL Rework	<input type="checkbox"/>	<input type="checkbox"/>
IMEI Read	<input type="checkbox"/>	<input type="checkbox"/>
STA Write	<input type="checkbox"/>	<input type="checkbox"/>
STA Check	<input type="checkbox"/>	<input type="checkbox"/>
STA Reset	<input type="checkbox"/>	<input type="checkbox"/>
WLAN	<input type="checkbox"/>	<input type="checkbox"/>
GPS	<input type="checkbox"/>	<input type="checkbox"/>
BT	<input type="checkbox"/>	<input type="checkbox"/>
WLAN	<input type="checkbox"/>	<input type="checkbox"/>
Power Off-On before WLAN	<input type="checkbox"/>	<input type="checkbox"/>
Bluetooth	<input type="checkbox"/>	<input type="checkbox"/>
LCIA	<input type="checkbox"/>	<input type="checkbox"/>
Merge 2G3G Block Rad.	<input type="checkbox"/>	<input type="checkbox"/>

Test Condition

Calibration
Real CAL Cycle: on every default CALs

Calibration Mode :

CAL2nd Mode :

Final
Supply RF Signal by :

Reset Loss Correction Count

Test Mode :

WLAN
Test Mode :

IMEI
Use RFSM
Use Second PC
Save ODS
Merge Felica Cal
OQC Reset
IBI Reset

System Config.

Language :

Line Name :

Line Type :

Smart Cloud Cell

of Phone :

Start Number of UI :

Start Number of Jlg :

IP Address : 10.244.246.156

SKD Mode

MultiSharing(CMWS)

Developer Mode

Advanced Separating(ADS)

Operation Condition

7. Check 'SVC , User Ticket No' and click OK

IMEI SVC && Repair Option

FTR Rework Korean SVC

SVC SELA MIAMI Local FOTA Check

DEVELOPE Repair Board SVC Factory Reset

Romania SVC Argentina SKD

Initial PGM(SVC) Turkey

ATT Rework Slovakia SVC

IMEI Clear(Factory) GED 2nd Inspection

Outgoing Inspection Check SBSC(PBA) SVC

6. Level 1 Repair

8. Click 'Hardware Config'

Set System Configuration
Set System Configuration Dialog...

Test Process

[Process]	[Master]	[Slave]
SMD F/T	<input type="checkbox"/>	<input type="checkbox"/>
PBA F/T	<input type="checkbox"/>	<input type="checkbox"/>
Calibration	<input type="checkbox"/>	<input type="checkbox"/>
Final Auto	<input type="checkbox"/>	<input type="checkbox"/>
Final Manual	<input type="checkbox"/>	<input type="checkbox"/>

IMEI Process

IMEI Write	<input checked="" type="checkbox"/>	<input type="checkbox"/>
IMEI Check	<input checked="" type="checkbox"/>	<input type="checkbox"/>
MDL +2nd Check	<input type="checkbox"/>	<input type="checkbox"/>
MDL Rework	<input type="checkbox"/>	<input type="checkbox"/>
IMEI Read	<input type="checkbox"/>	<input type="checkbox"/>

WLAN
Power Off-On before WLAN
Bluetooth

Test Condition

Calibration
Real CAL Cycle: on every
20 default CALs

Calibration Mode:

Final
Supply RF Signal by:

Test Signal Mode:

Developer Mode

IMEI
Use RFSM
Use Second PC
Save ODS

System Config.

Language:
Line Name:
Line Type:
of Phone:
Start Number of Jig:
IP Address: 10.244.114.62

Operation Condition

Model Information

Hardware Config

Signal Loss Config.
Channel Config.
MSTS Calibration
Setting End Band

IMEI SVC & Repair Option
Operation Condition
OK

9. Click 'Port Setting'

Hardware Component Configuration
Controller Type, IO Bus Type, Port Setting,...

Phone

Count:
I/F - 1 Type:
I/F - 2 Type:
IF Jig Type:
 Use ID Check JIG

MSTS Sharing Controller

Count:
Control Type:
I/F Type:

Robot / ShieldBox

Control Type:
I/F Type:

Power Supply

Power Supply
I/F Type:

MSTS

Count:
I/F Type:

DBMS

Server:
Type:
Barcode Reader
Type:
I/F Type:

MES PN Sender

Type:

PBA F/T

Function Test Jig
NI-DAQ
Power Detector
HDMI JIG

SMD F/T

Type:
B'd Address:

SAVE
Cancel

6. Level 1 Repair

10. Select Port Number and SAVE

Set IO BUS Configuration

Phone IO Bus Setting

Common

BaudRate: 115200
Data Bit: 8
Parity: No
Stop Bit: 1

No.	Port #1
1	1

SAVE
Cancel

11. Click OK to proceed

Set System Configuration

Set System Configuration Dialog...

Test Process

[Process] [Master] [Slave]

SMD F/T

PBA F/T

Calibration

Final Auto

Final Manual

IMEI Process

IMEI Write

IMEI Check

MDL+2nd Check

MDL Rework

IMEI Read

WLAN

Power Off-On before WLAN

Bluetooth

Test Condition

Calibration

Real CAL Cycle: on every 20 default: CALs

Calibration Mode: Dynamic

Final Supply RF Signal by: Conduction

Test Signal Mode: Signaling

Developer Mode

IMEI

Use RFSM

Use Second PC

Save ODS

IMEI SVC&Repair Option

System Config.

Language: English

Line Name: LINE(temp)

Line Type: Block Cell

of Phone: 1

Start Number of Jig: 1

IP Address: 10.244.114.62

Operation Condition

Operation Condition

Model Information

Hardware Config

Power Lines Config

Reset Config

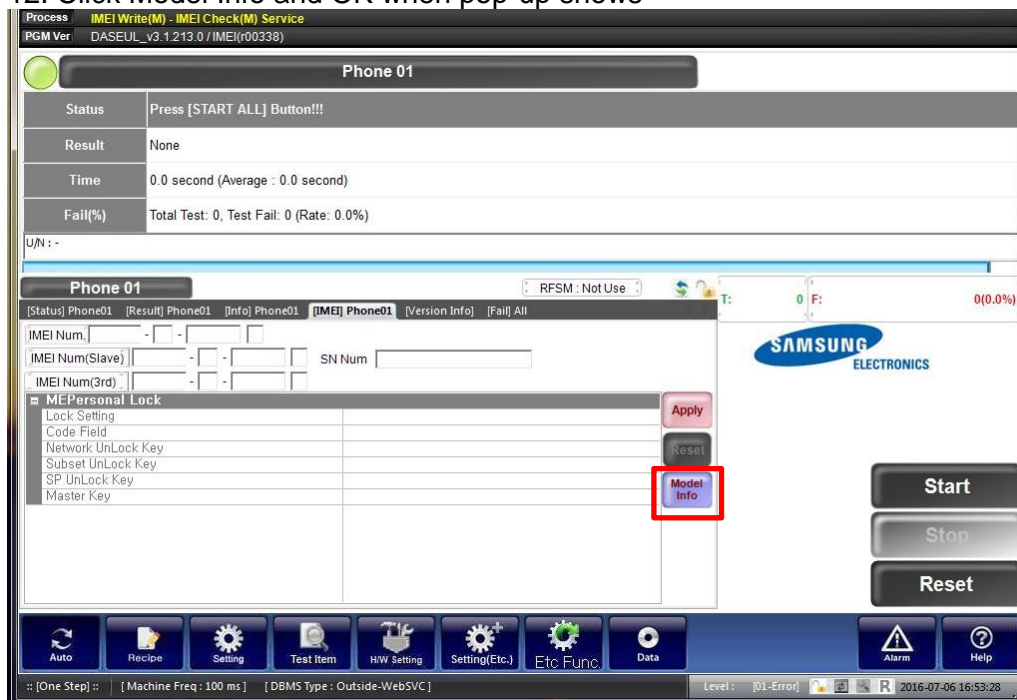
WLAN Calibration

Setting End Band

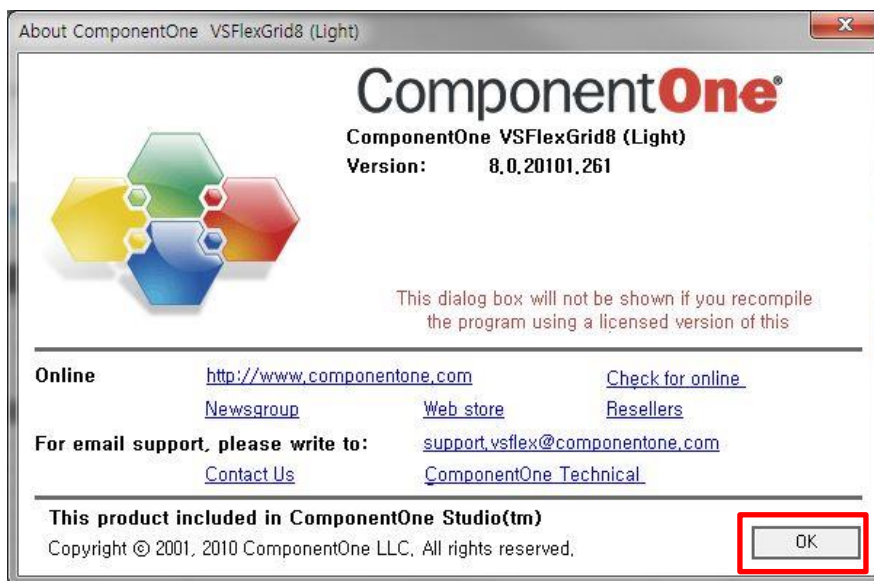
OK

6. Level 1 Repair

12. Click Model Info and OK when pop-up shows



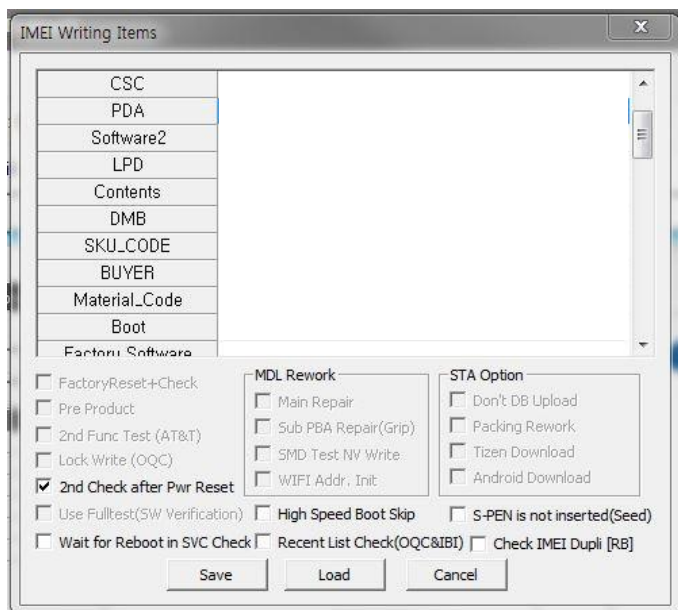
13. Click OK



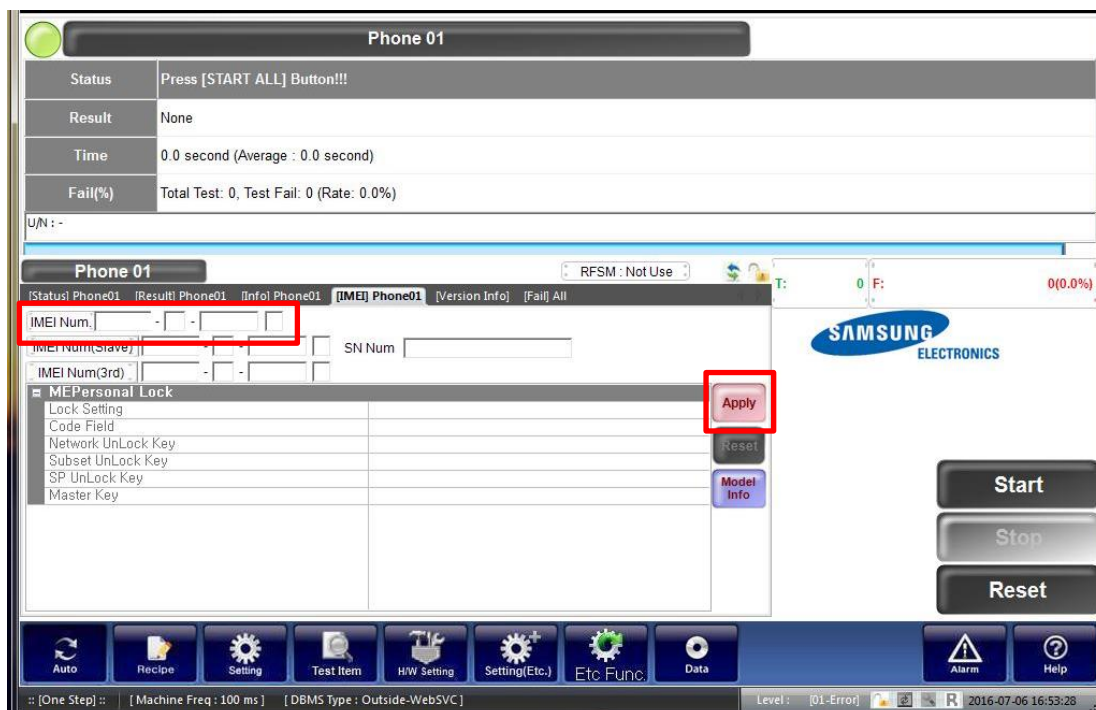
6. Level 1 Repair

14. Input SKU_CODE and BUYER, then click Save button.

※ Refer to HHPsvc→IMEI Review to check SKU Code and buyer

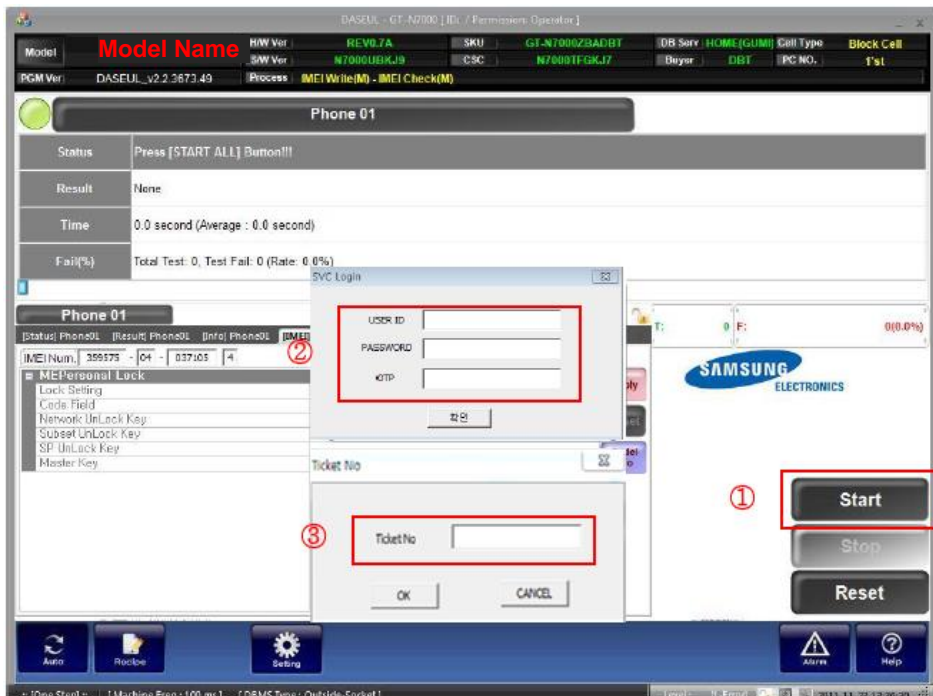


15. Input IMEI Number and click Apply



6. Level 1 Repair

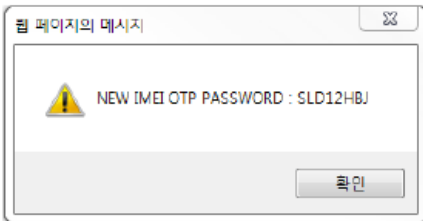
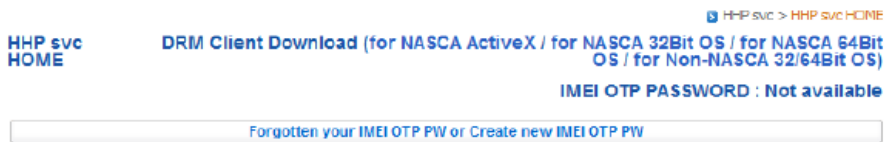
16. ① Click Start → ② Input IMEI writing ID and Password & OTP → ③ Input Ticket No



※ OTP(One time Password) : OTP is valid for 6 hours.

After that, you can get new OTP by click the “Forgotten your IMEI OTP PW or Create new IMEI OTP PW” button.

☞ OTP Location : GSPN → Knowledge → HHP svc → Home

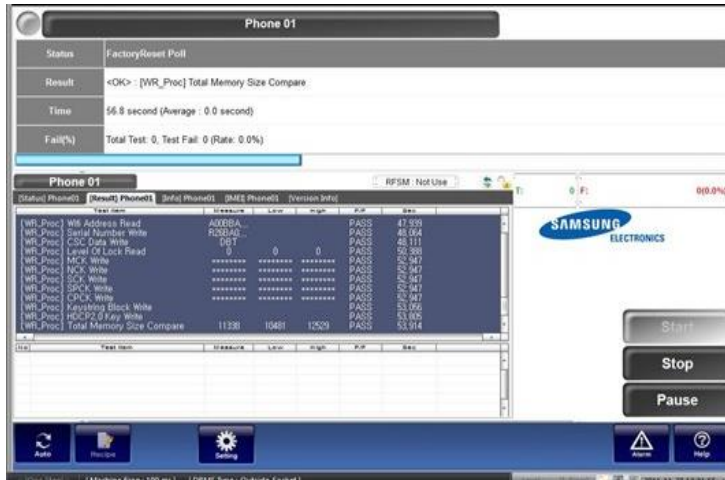


6. Level 1 Repair

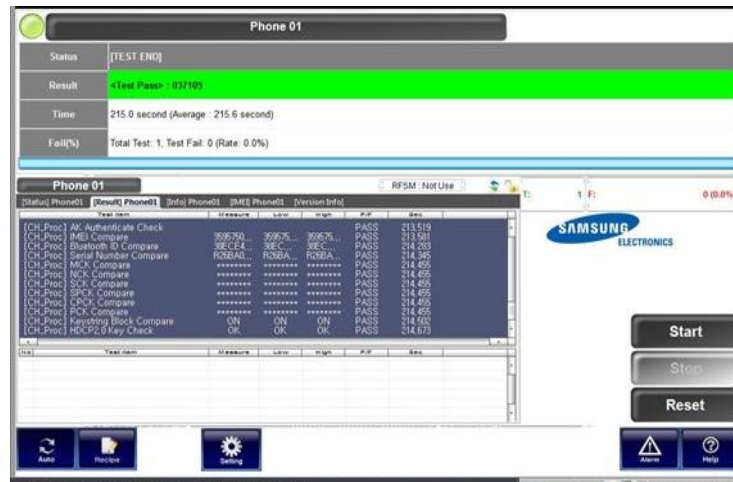
17. Connect the phone to Anyway JIG

- ※ When you connect the phone, the phone should be turned off.
After connecting the phone, the phone will be booted automatically.

18. IMEI Writing Proceeding



19. IMEI Writing Success



7. Level 2 Repair

7-1. Components on the Rear Case



Confidential and proprietary-the contents in this service guide subject to change without prior notice

Distribution, transmission, or infringement of any content or data from this document without Samsung's written authorization is strictly prohibited.


7. Level 2 Repair

7-2. Pre-requisite

	
Tweezers / Disass'y Stick / Screw Driver	Anti-static Gloves
	
Anti-static Mat	Hot Plate
	
A OCTA Disassembly Holder	OCTA Disassembly Upper
	
Ethyl Alcohol	Cotton Swab

7. Level 2 Repair

7-3. Parts which must be changed after repair

BOM Description & part code	Image	Remarks
<p>A/S-TAPE BACK COVER OUTER [GH81-16718A]</p>		<p>Whenever re-assemble Backglass. Remove old tape and use new tape</p>
<p>Fingerprint Tape [GH81-16815A]</p>		<p>Whenever re-assemble Fingerprint. Remove old tape and use new tape</p>

7. Level 2 Repair

7-4. Disassembly

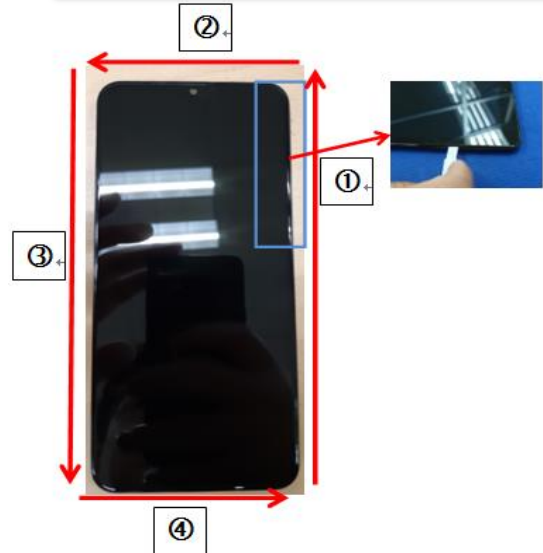
1

Remove SIM/SD Tray.
Detach Back cover using tool.



2

Remove Rear Cover
SIM/SD area → Upper → Right → Below



※ Caution
Be care of scratch

※ Caution
Be care of scratch

3

Remove Finger print FPCB using tool and
detach Finger print



※ Caution
1) Be care of scratch
2) Be care of Rear and Finger print damage

4

Remove all 13 points of Rear Screws




※ Caution
Be care of Rear damage

7. Level 2 Repair


5

Remove 1 PBA screw



6

Remove the PBA and C to C FPCB and Batt Conn and BLACK, WHITE coaxial cable and VT Camera.



※ Caution


Be careful not to damage the PBA

※ Caution

Be care of several kinds of damage at PBA and FPCB.

7

Remove CAM connectors




※ Caution

Be careful not to damage the Camera Module

8

Detach RCV from Front Ass'y.



※ Caution

Be careful not to damage the RCV.

Confidential and proprietary-the contents in this service guide subject to change without prior notice

Distribution, transmission, or infringement of any content or data from this document without Samsung's written authorization is strictly prohibited.

7. Level 2 Repair

9


Detach Motor from Front Ass'y.



※ **Caution**
Be careful not to damage the Motor.

10

Remove C to C FPCB and BLACK, WHITE Coaxial cable.



※ **Caution**
Be careful not to damage the C to C FPCB and BLACK, WHITE coaxial cable.

11

Detach HB PBA and the Sub PBA.



※ **Caution**
Be careful not to damage HB PBA and the Sub PBA.

12

Detach SPK from Rear Ass'y



※ **Caution**
Be careful not to damage the SPK.

7. Level 2 Repair

7-5. Assembly

1

Attach SPK on Rear Ass'y.



2

Attach HB PBA and Sub PBA on Front Ass'y.




※ **Caution**
Be care of SPK damage.

※ **Caution**
Be care of Sub PBA damage.

3


Attach C to C FPCB and BLACK, WHITE coaxial cable.



※ **Caution**
Please keep the guide line for C to C FPCB
and BLACK, WHITE coaxial Cable.

4

Attach Motor and Receiver in upper area




※ **Caution**
1) Be care of scratch CAM lens
2) Be care of damage each part.

7. Level 2 Repair

5

Assemble the PBA and C to C FPCB and Batt Conn and BLACK, WHITE coaxial cable and VT Camera.



6

Screw insertion 1 Point.
* Torque Value : $1.2 \pm 7\%$



※ Caution
Check for each connector connection

※ Caution
Be care of PBA damage.

7


Assemble Rear and screw insertion 13 point
* Torque Value : $1.2 \pm 7\%$



※ Caution
Be care of PBA damage

8

Assemble Finger print module and connect FPCB



※ Caution
Be care of Finger Print FPCB damage.

Confidential and proprietary-the contents in this service guide subject to change without prior notice

Distribution, transmission, or infringement of any content or data from this document without Samsung's written authorization is strictly prohibited.

7. Level 2 Repair

9


Assemble cover rear and insert SIM/SD Tray




※ **Caution**
Be care of scratch Rear cover

8. Level 3 Repair

8-1. Components Layout



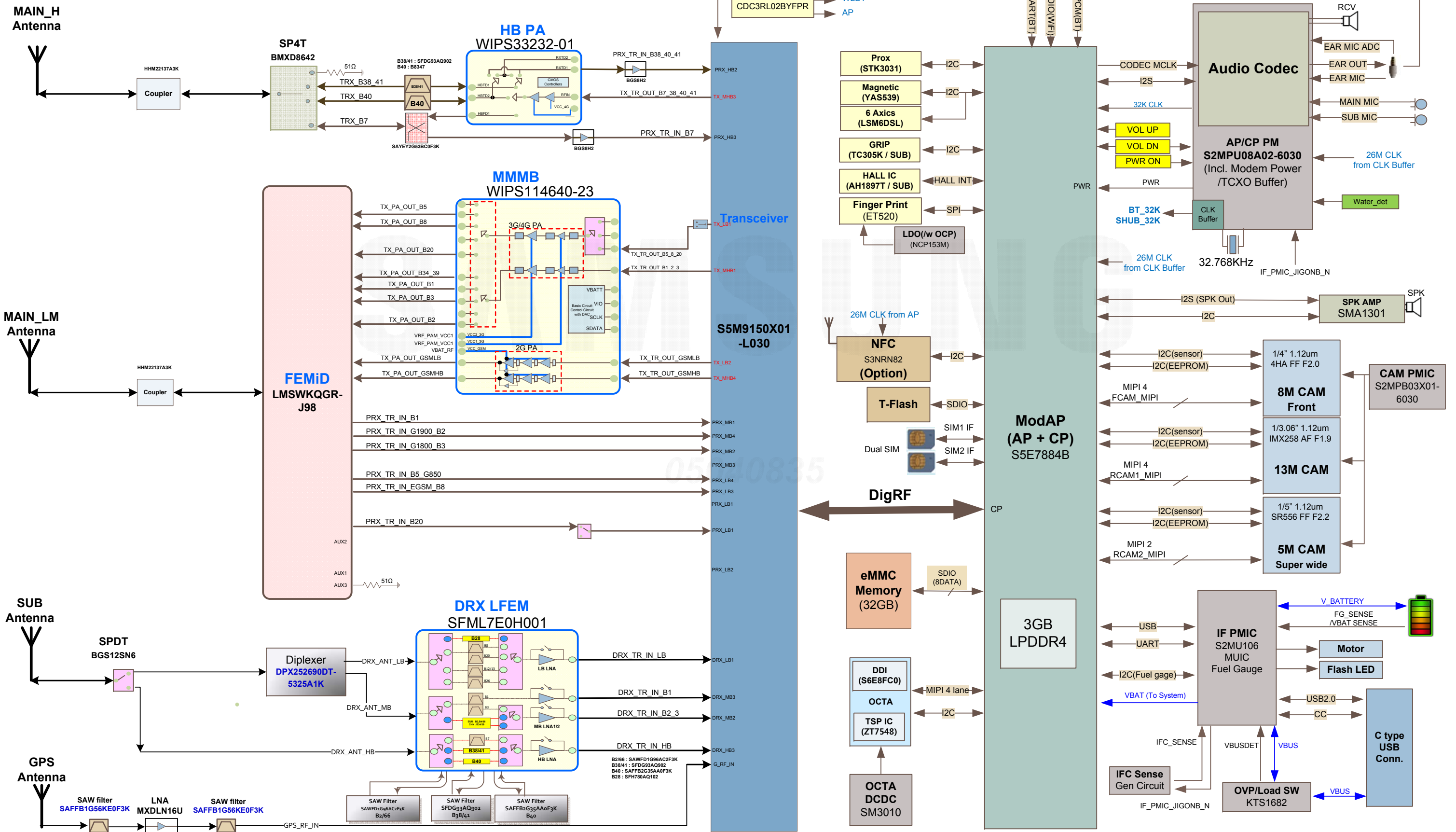
8. Level 3 Repair



A205FN Block Diagram

[지원밴드]
 2G: GSM900/DCS/PCS/GSM850
 3G: B1/B2/B5/B8
 4G_FDD: B1/B3/B5/B7/B20
 4G_TDD: B38/B40/B41

Confidential



SM-A205FN

PNT2001

U2085
U2074
U2072
U2014
C1108
C1109

U3016

C6825
C3181
U3811
U3811

PNT2000

SIM4UP

A

SIM3

SIM1

SIM2

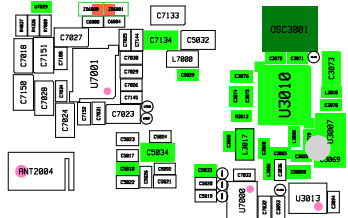
B

PNT6800
PNT6801

HDC7003

PNT2000

A



U3010

U3013

SC6005

PNT2003

CN6002

PNT5802

PNT5805



HDC7001

UME5000

UCP400

U5001

L5011

C5069

C5077

C5078

C5079

C5080

C5081

C5082

C5083

C5084

C5085

C5086

C5087

C5088

C5089

C5090

C5091

C5092

C5093

C5094

C5095

C5096

C5097

C5098

C5099

C5100

L7009

C7044

L7002

C7148

C7862

C7856

C7868

C7854

C7861

C7855

L7006

U7805

L7007

C7848

C7849

C7850

C7851

C7852

C7853

C7854



PNT2000

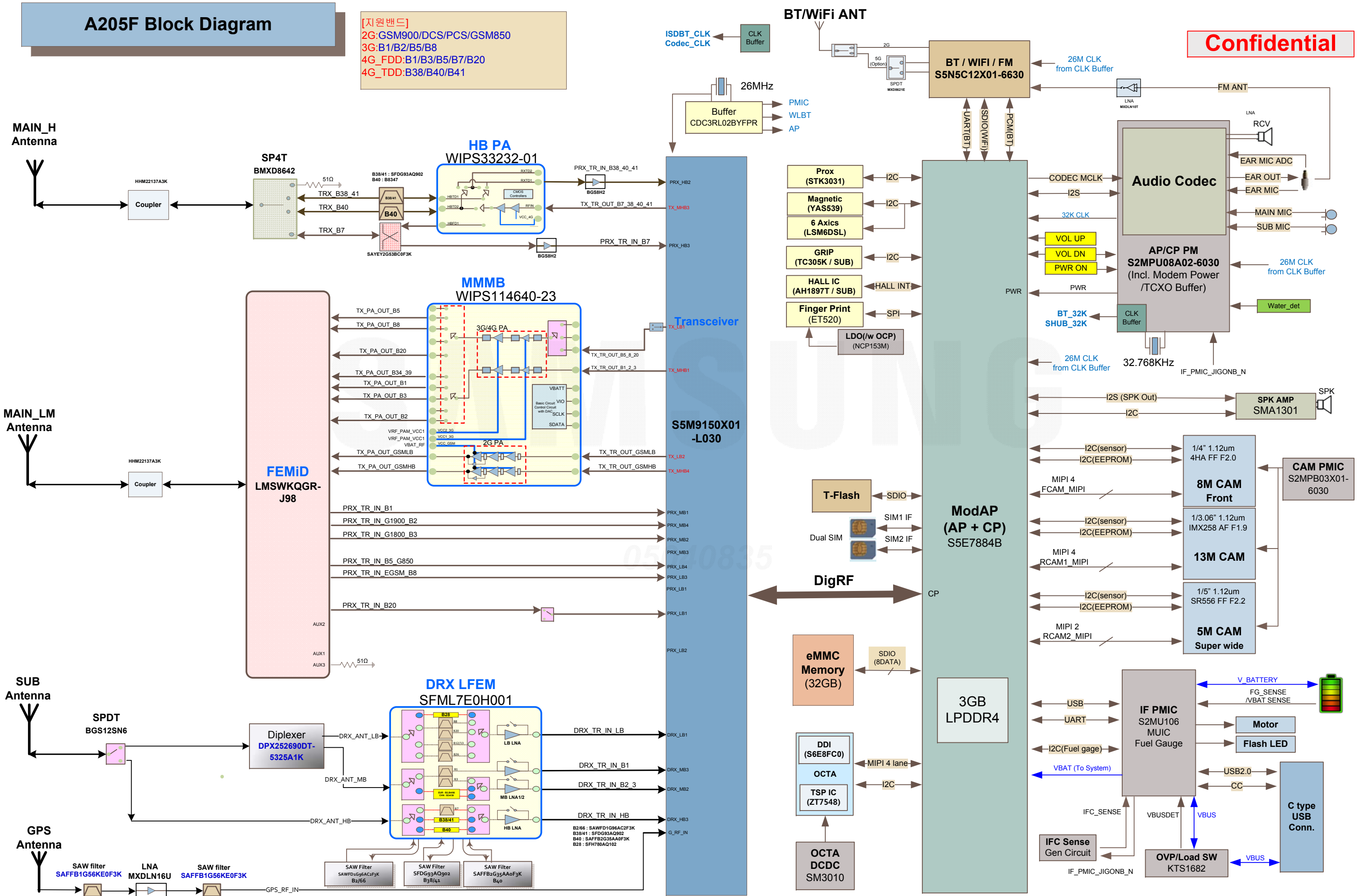
JTB64000



A205F Block Diagram

[지원밴드]
 2G: GSM900/DCS/PCS/GSM850
 3G: B1/B2/B5/B8
 4G_FDD: B1/B3/B5/B7/B20
 4G_TDD: B38/B40/B41

Confidential



SM-A205F

U3016

SIM4UP

SIM3

SIM1

SIM2

HDC7003

SC6005

UCP400

HDC7001

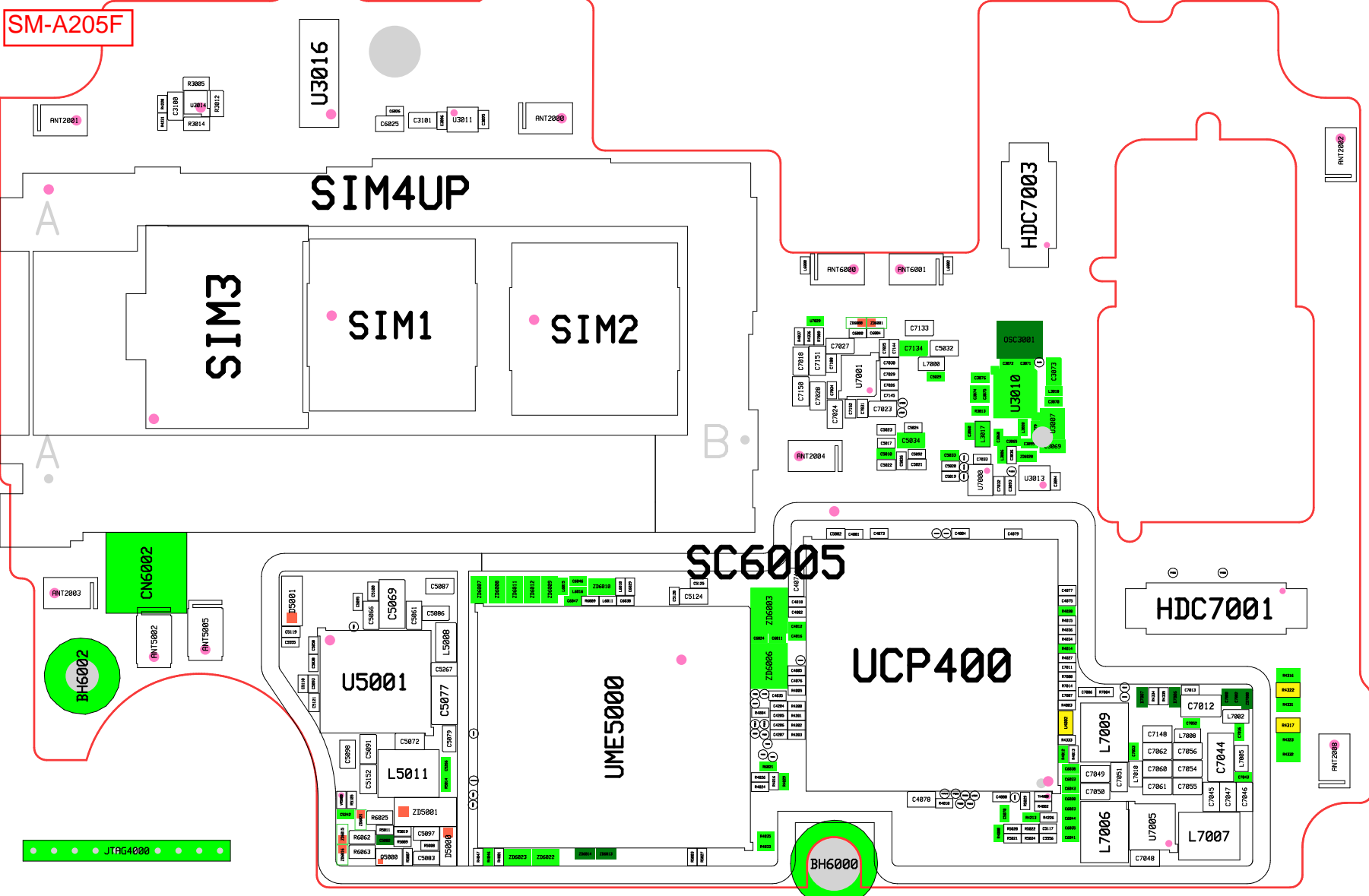
UME5000

U5001

BH6000

BH6002

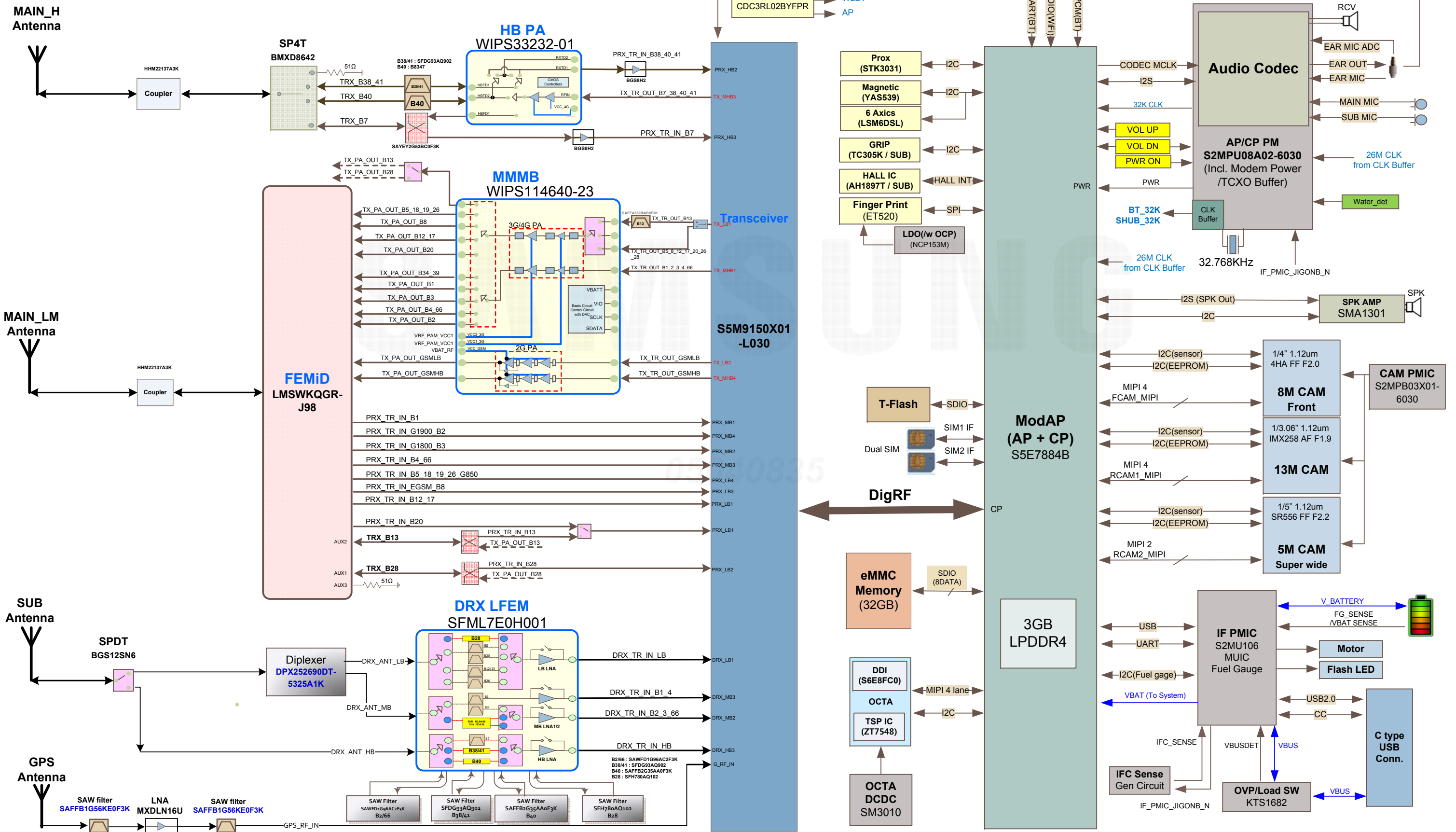
JTAG4000

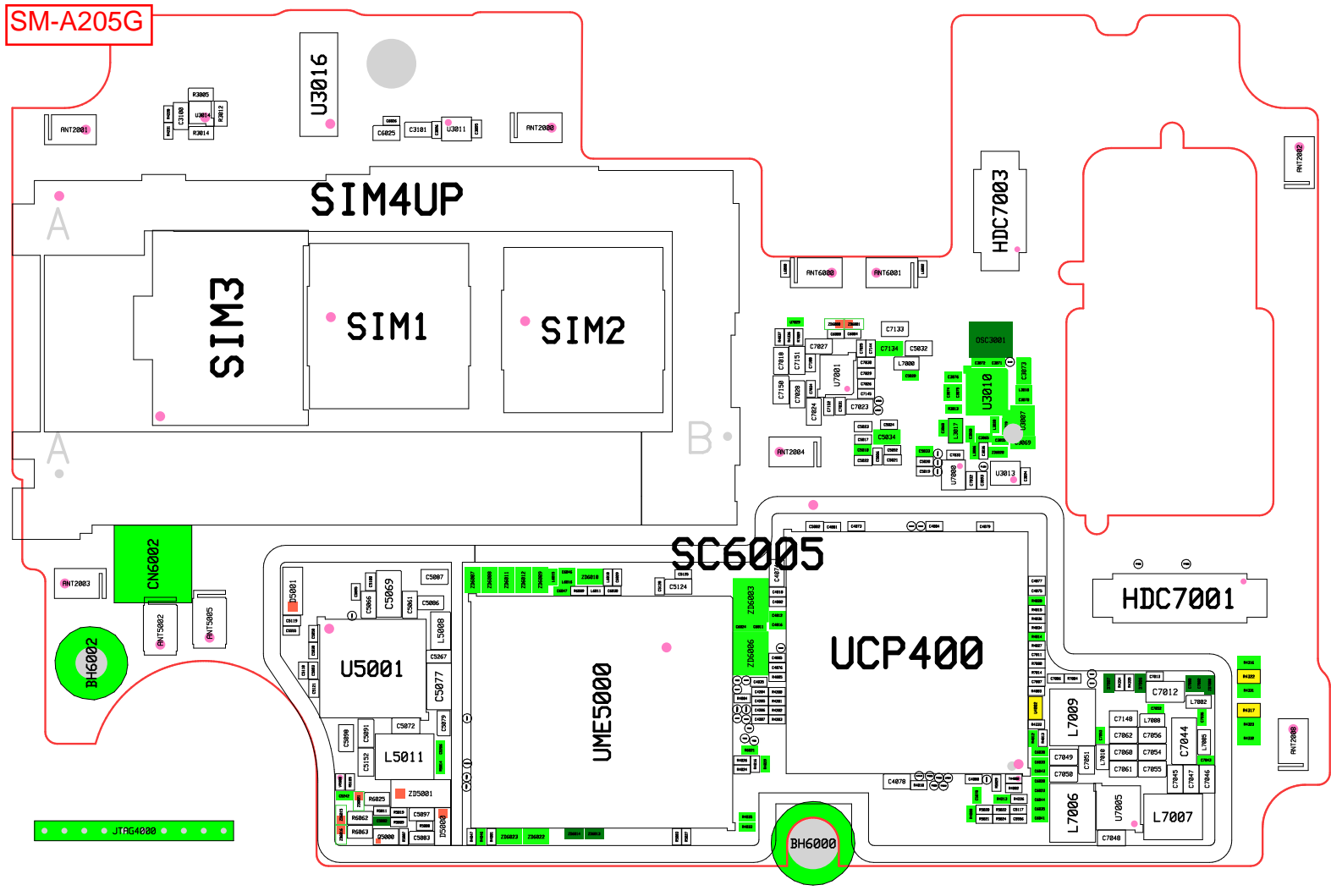


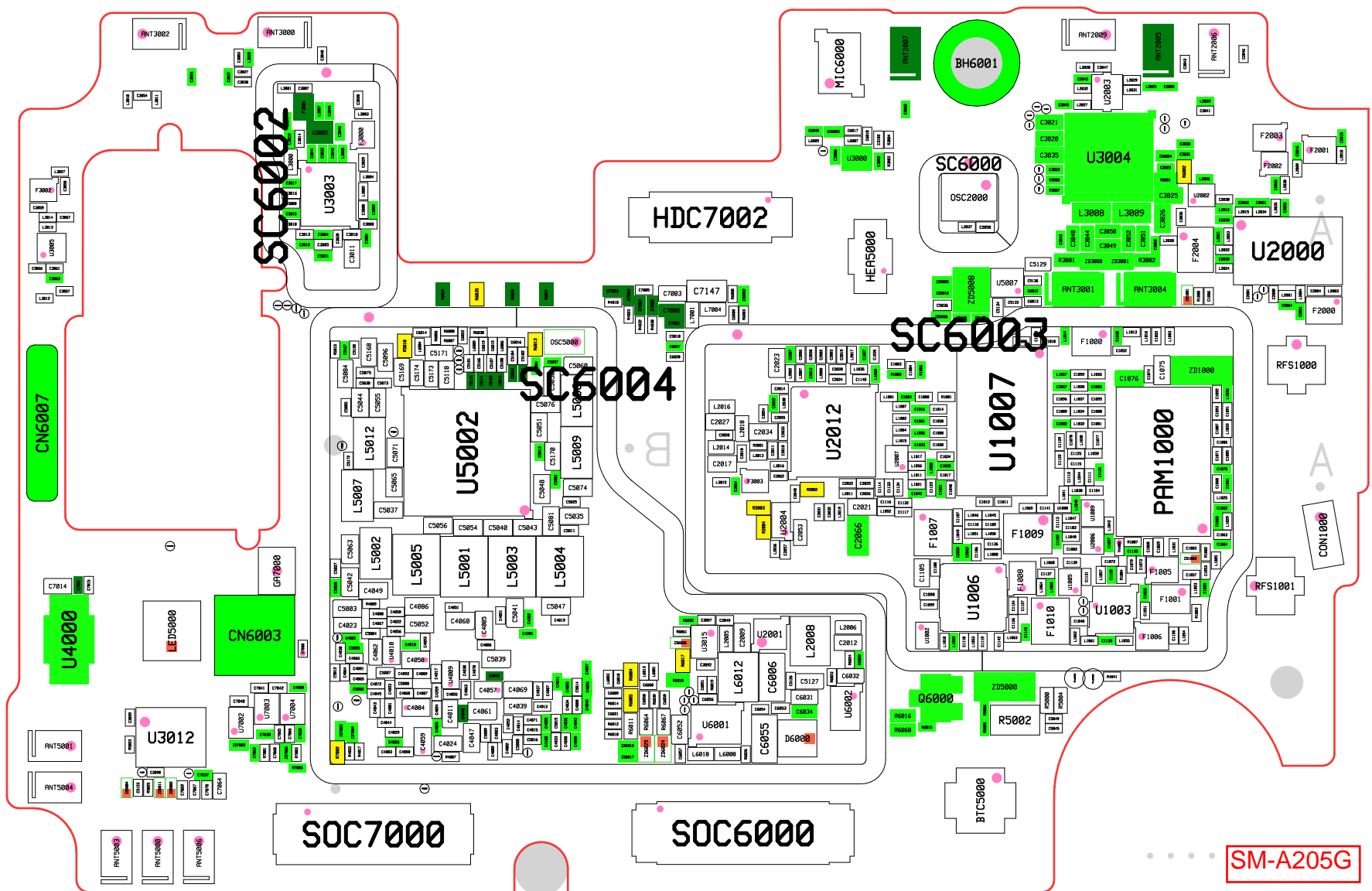
A205G Block Diagram(Global)

[지원밴드]
 2G: GSM900/DCS/PCS/GSM850
 3G: B1/B2/B4/B5/B8
 4G_FDD: B1/B2/B3/B4/B5/B7/B8/B12
 /B13/B17/B20/B28/B66
 4G_TDD: B38/B40/B41

Confidential



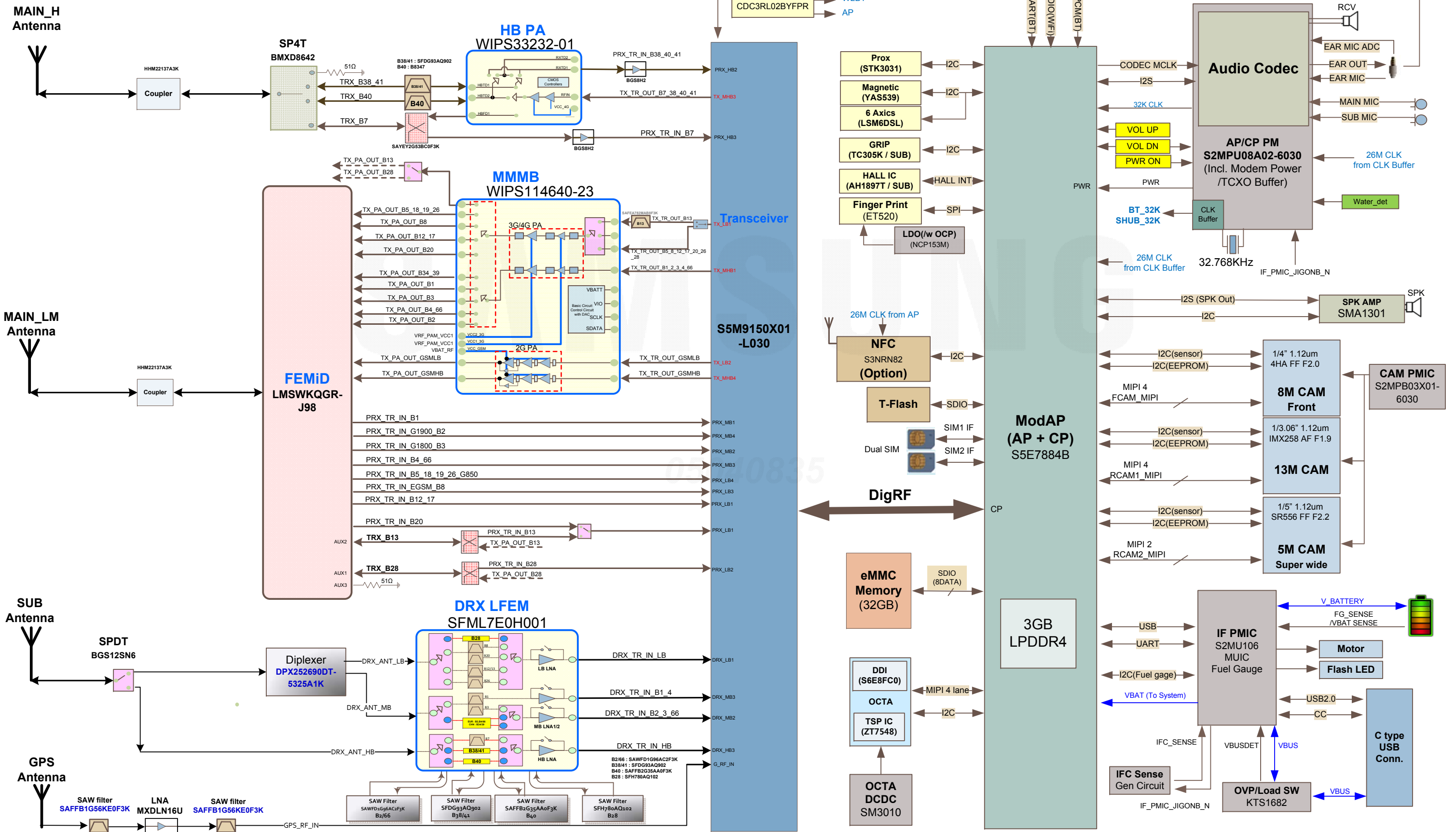




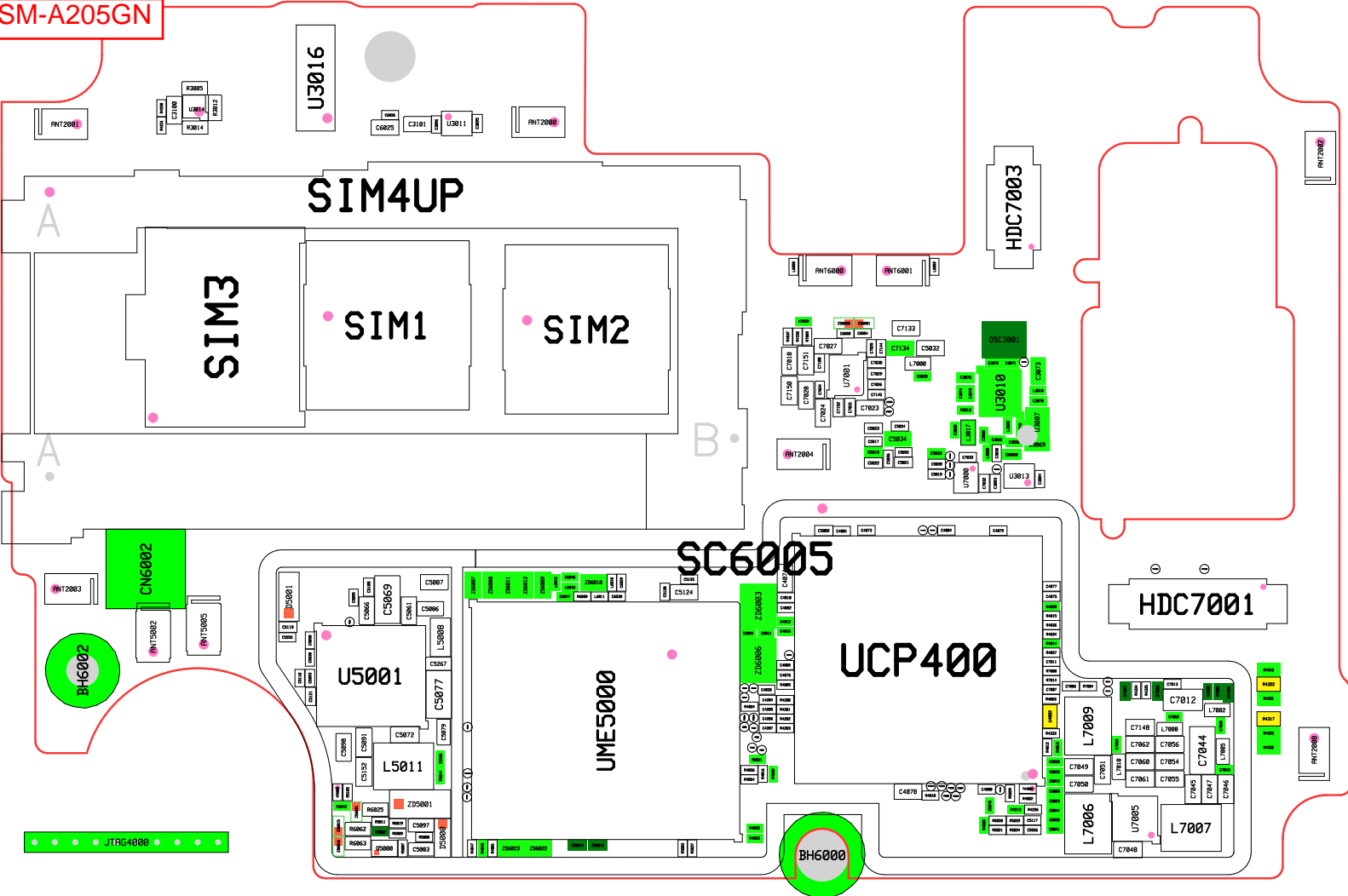
A20GN Block Diagram(Global)

[지원밴드]
 2G: GSM900/DCS/PCS/GSM850
 3G: B1/B2/B4/B5/B8
 4G_FDD: B1/B2/B3/B4/B5/B7/B8/B12
 /B13/B17/B20/B28/B66
 4G_TDD: B38/B40/B41

Confidential



SM-A205GN



SC6002

HDC7002

SC6003

SC6004

U1007

CN5007

U4000

CN6003

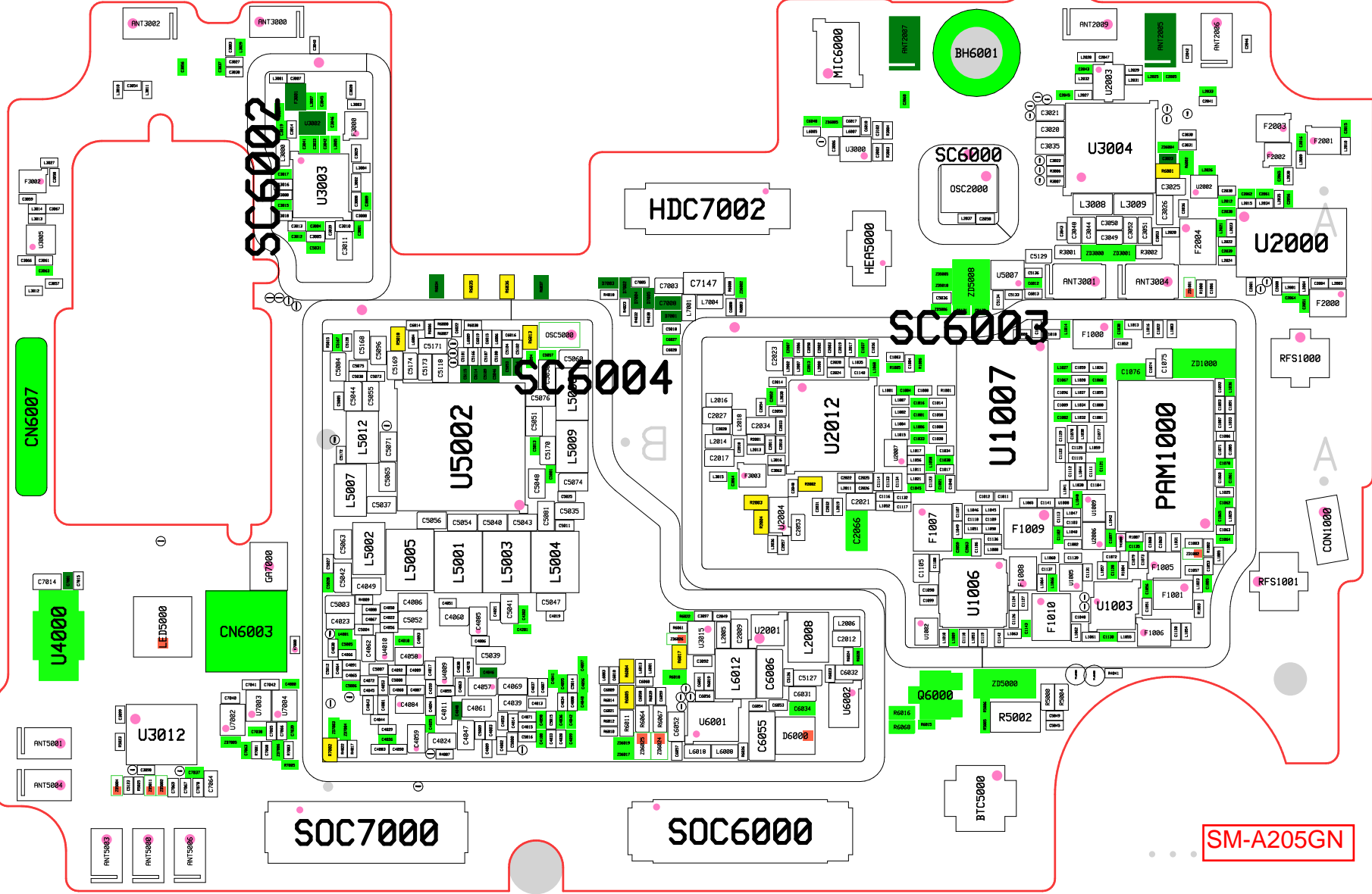
LED5000

SOC7000

SOC6000





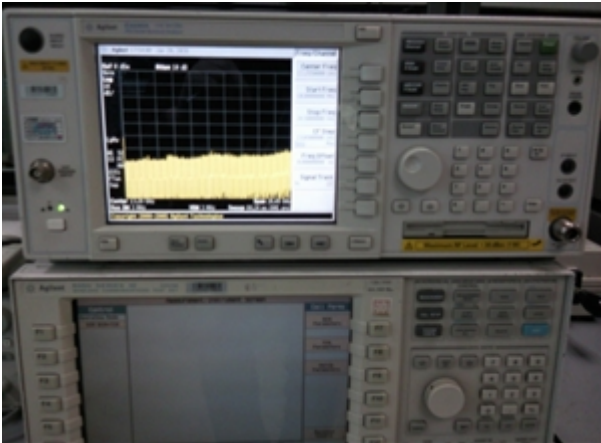

BTCS000

SM-A205GN



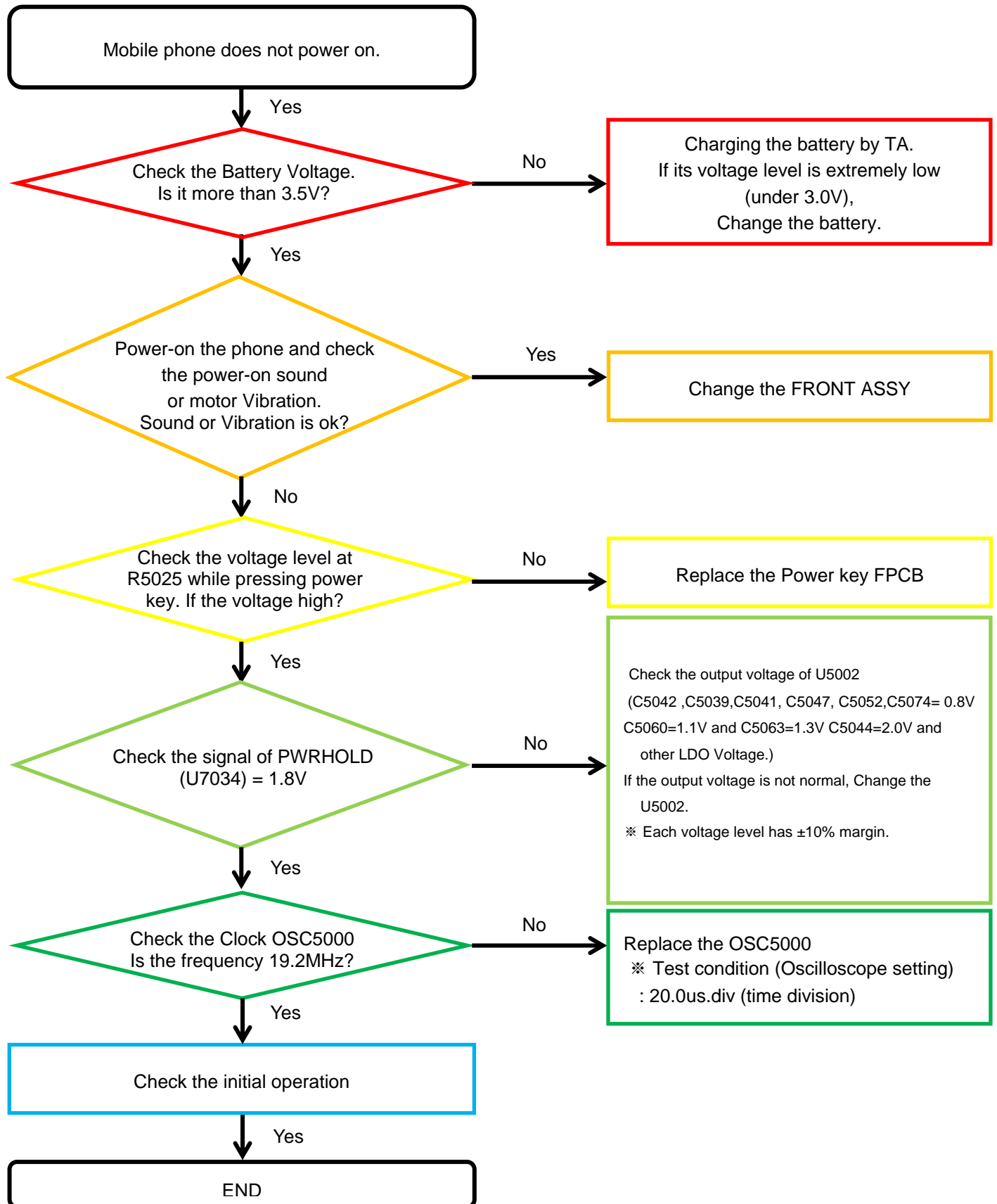
8. Level 3 Repair

8-3. Flow chart of Troubleshooting.

	
<p>Oscilloscope</p>	<p>Digital Multimeter</p>
	
<p>Power Supply</p>	<p>+ driver, ESD Safe Tweezer</p>
	
<p>8960 & Spectrum Analyzer</p>	<p>Soldering iron</p>

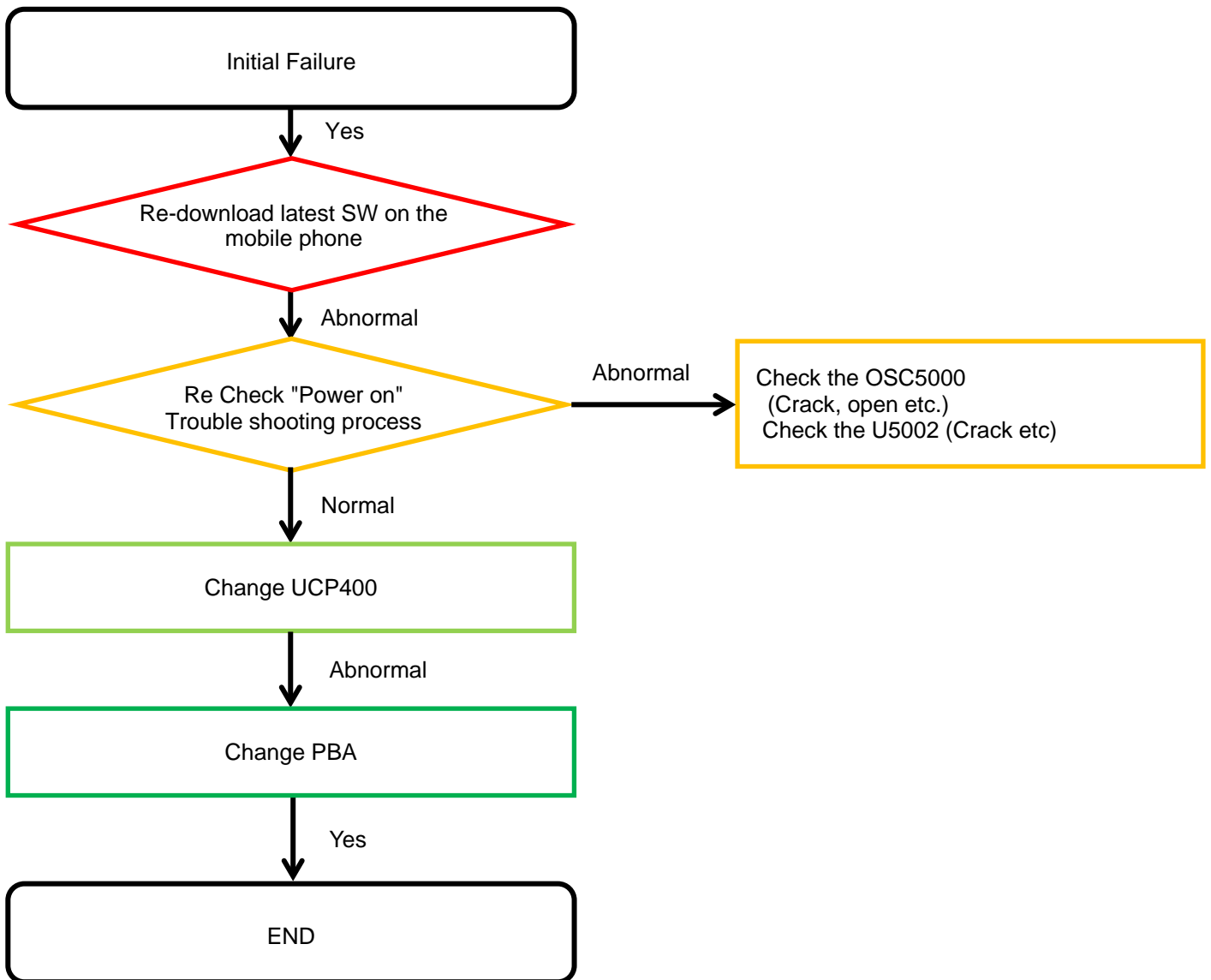
8. Level 3 Repair

8-4-1. Power On



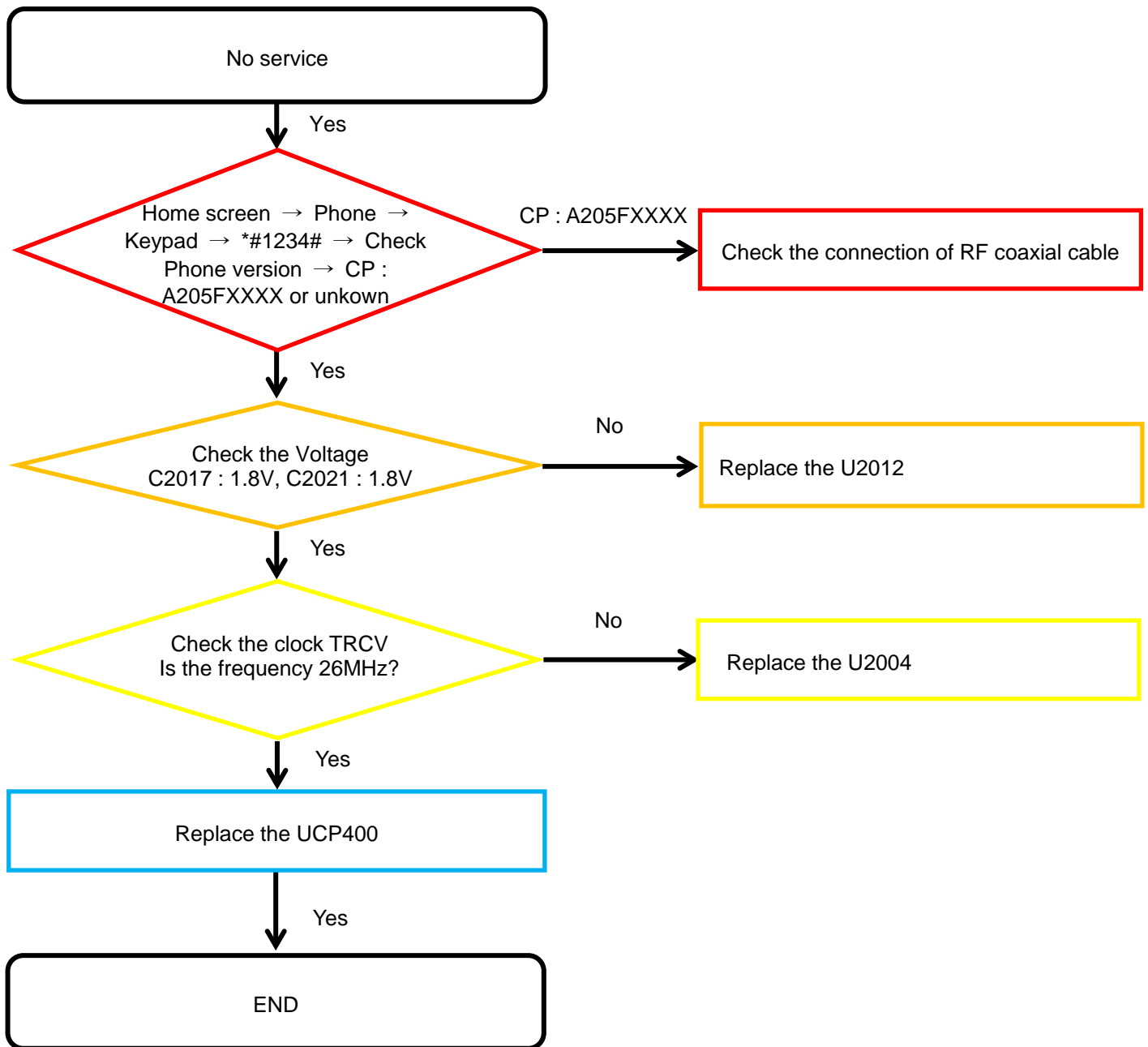
8. Level 3 Repair

8-4-2. Initial



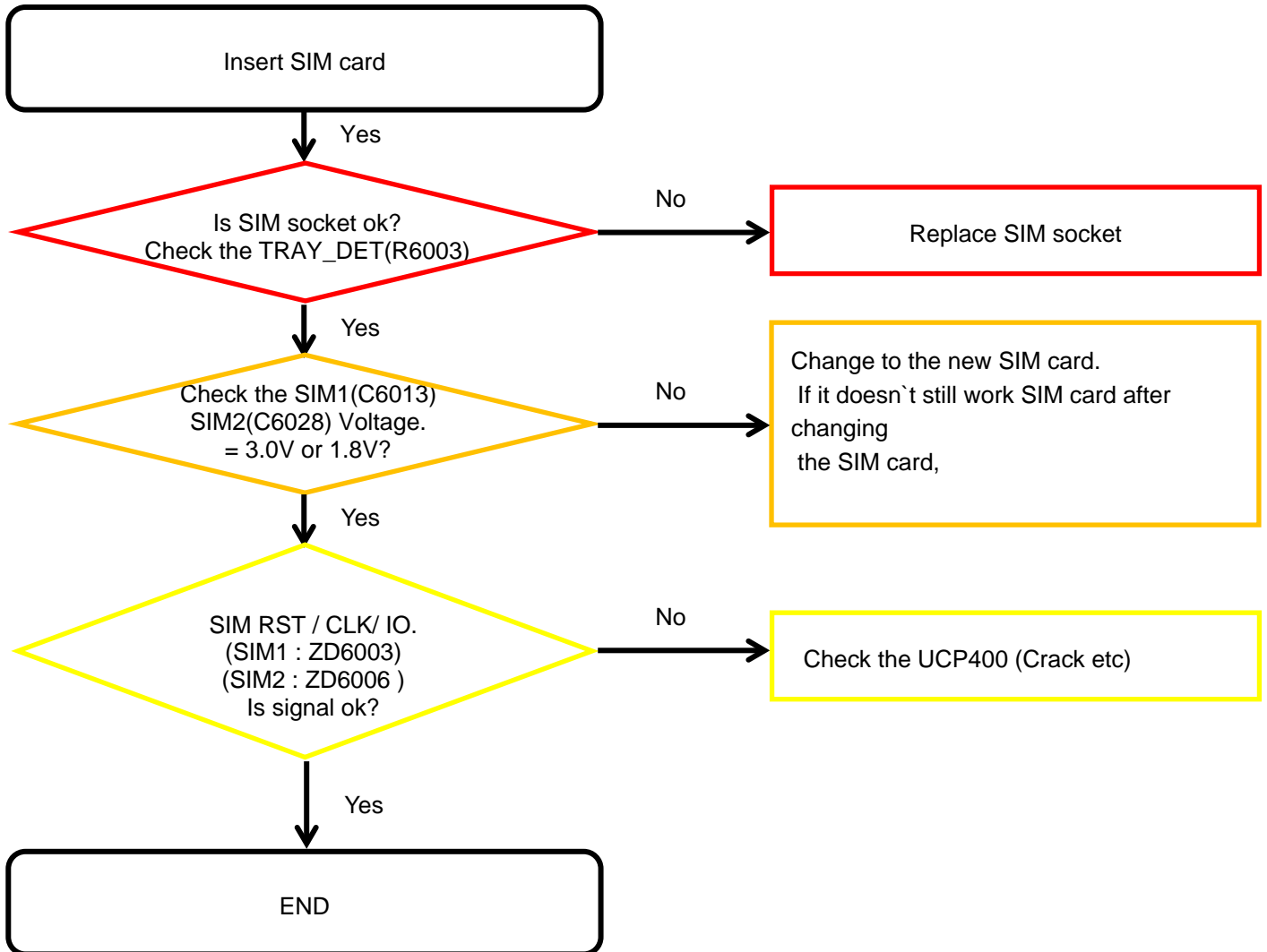
8. Level 3 Repair

8-4-3. No Service



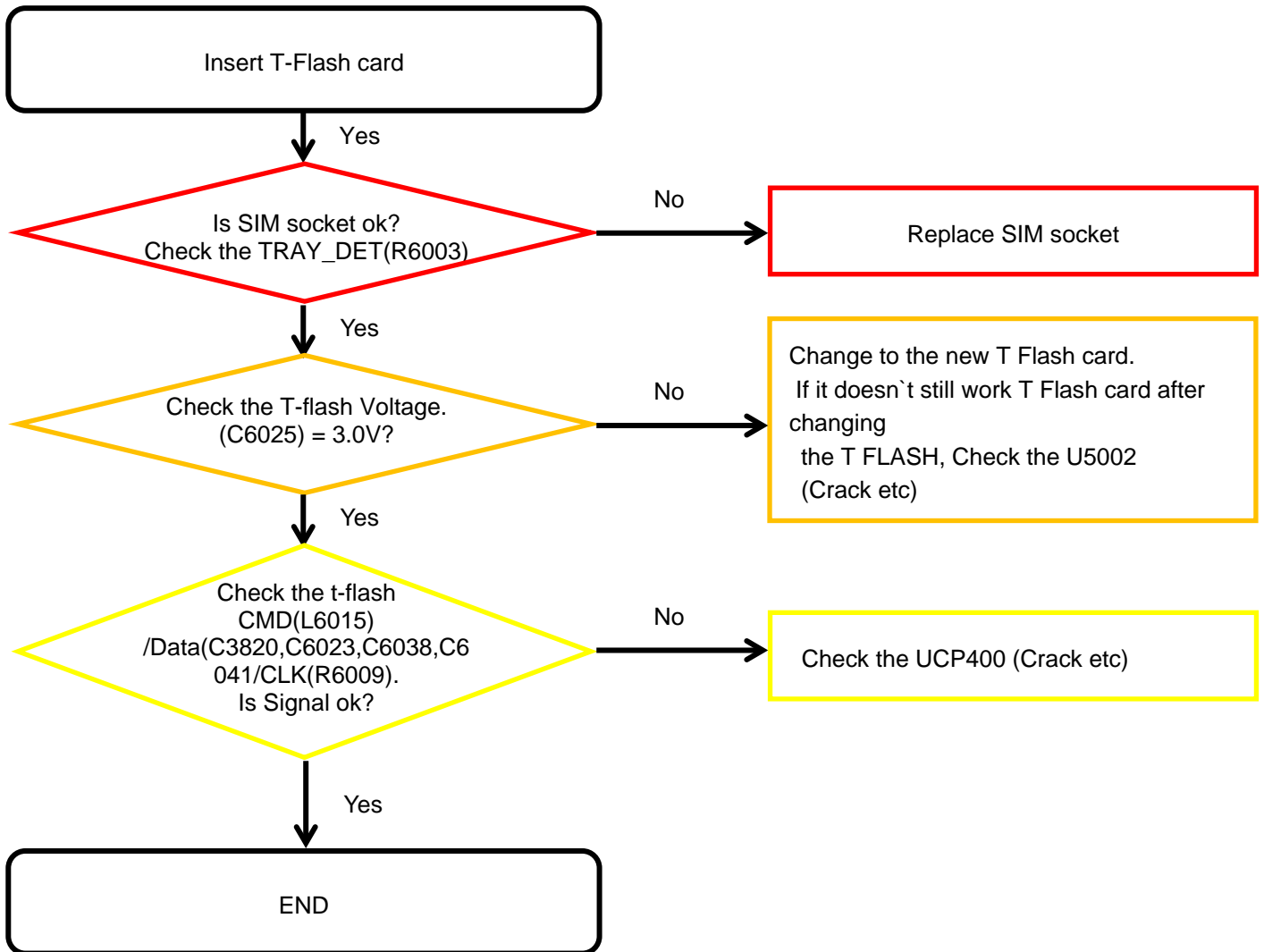
8. Level 3 Repair

8-4-4. SIM Part



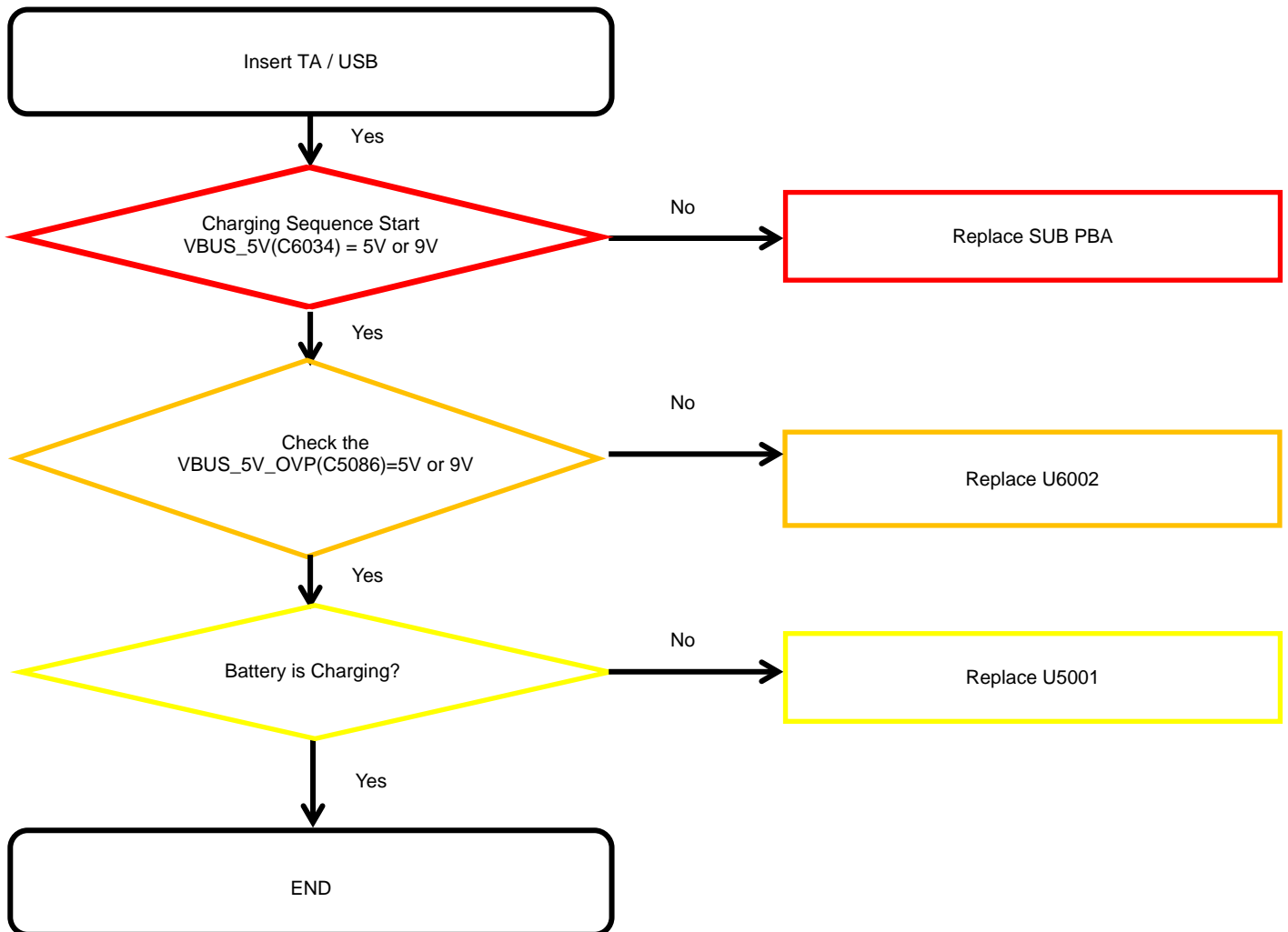
8. Level 3 Repair

8-4-5. T-Flash Part



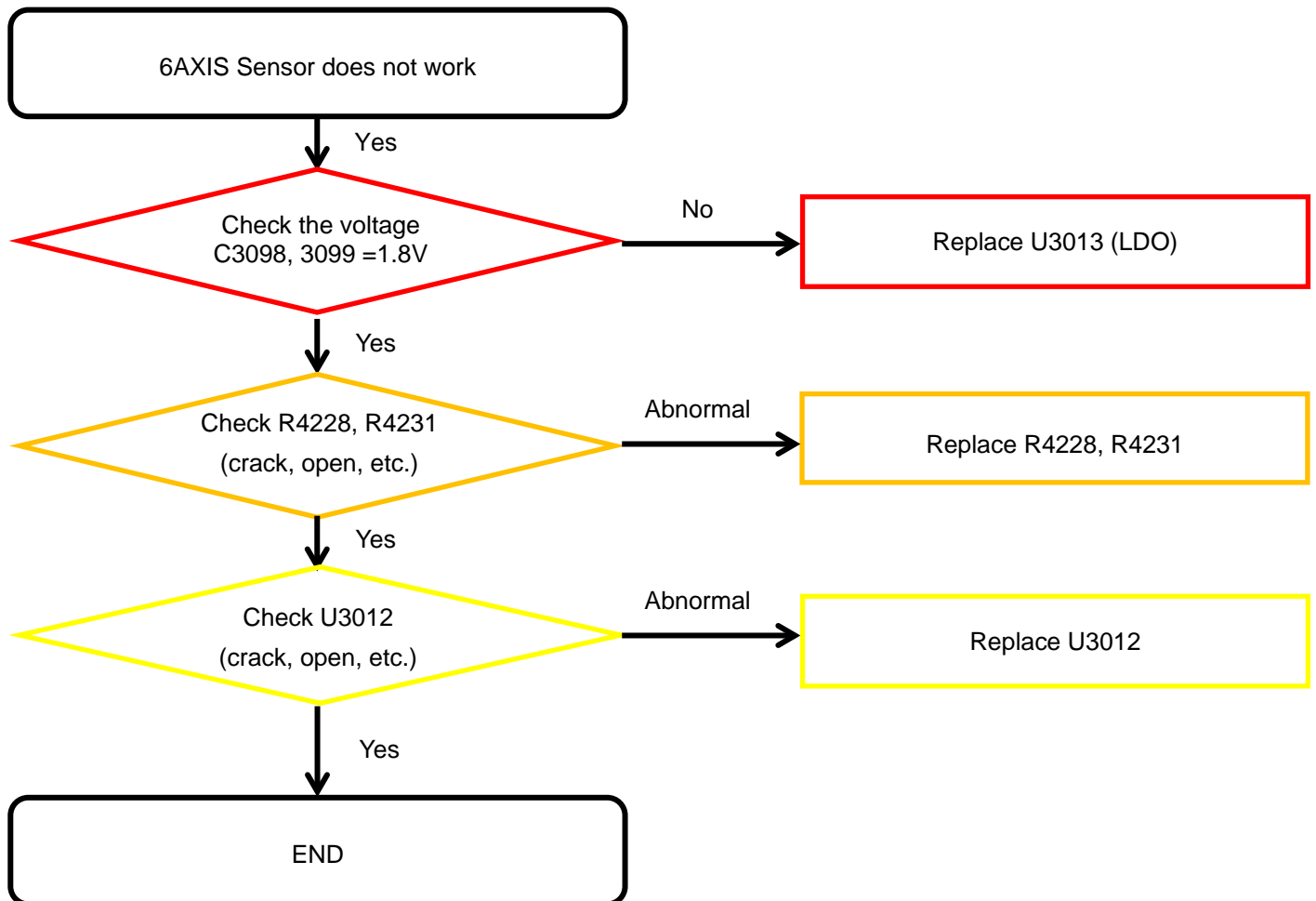
8. Level 3 Repair

8-4-6. Cable Charging Part



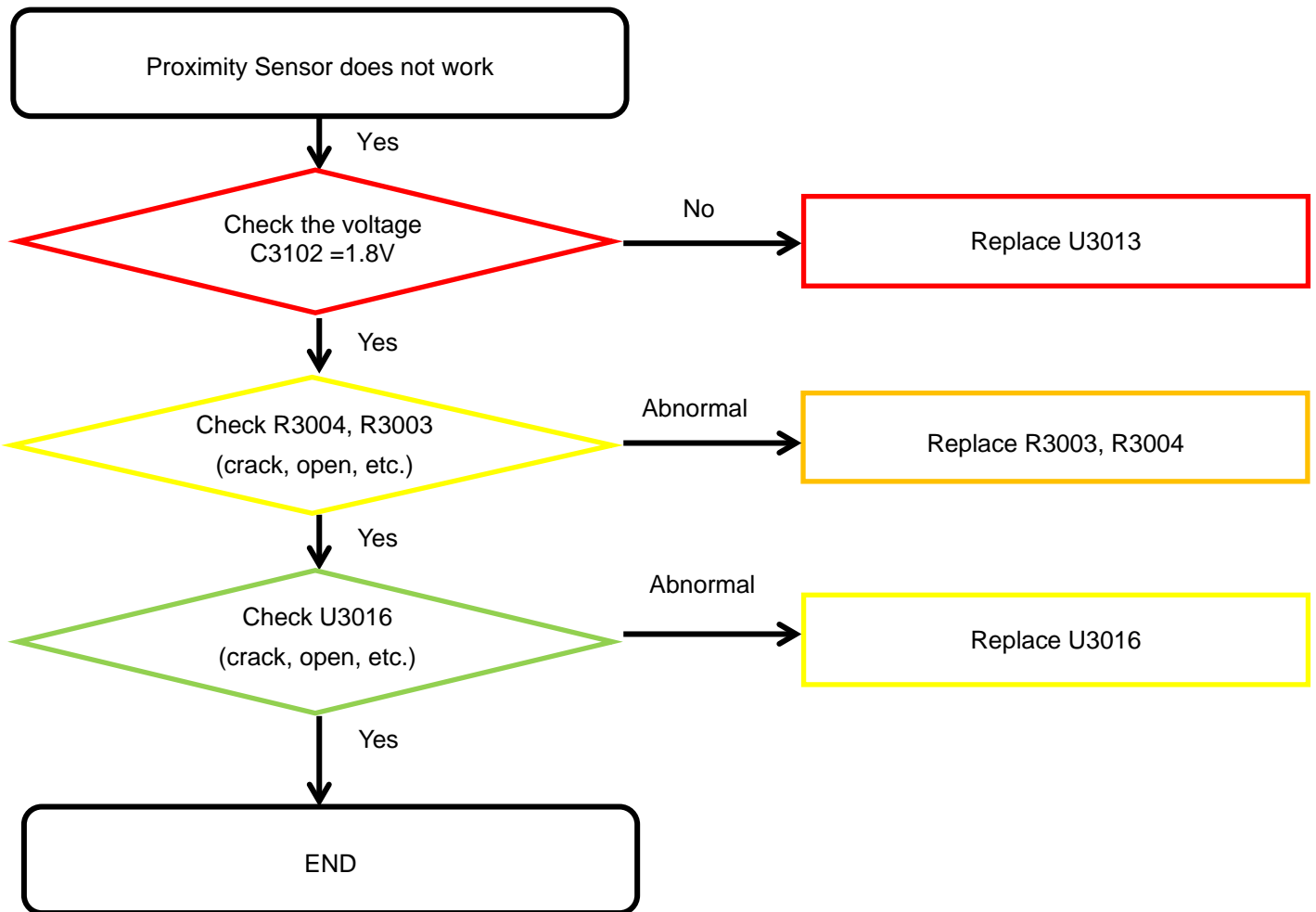
8. Level 3 Repair

8-4-7-1. 6AXIS (Accelerator+Gyro) Sensor



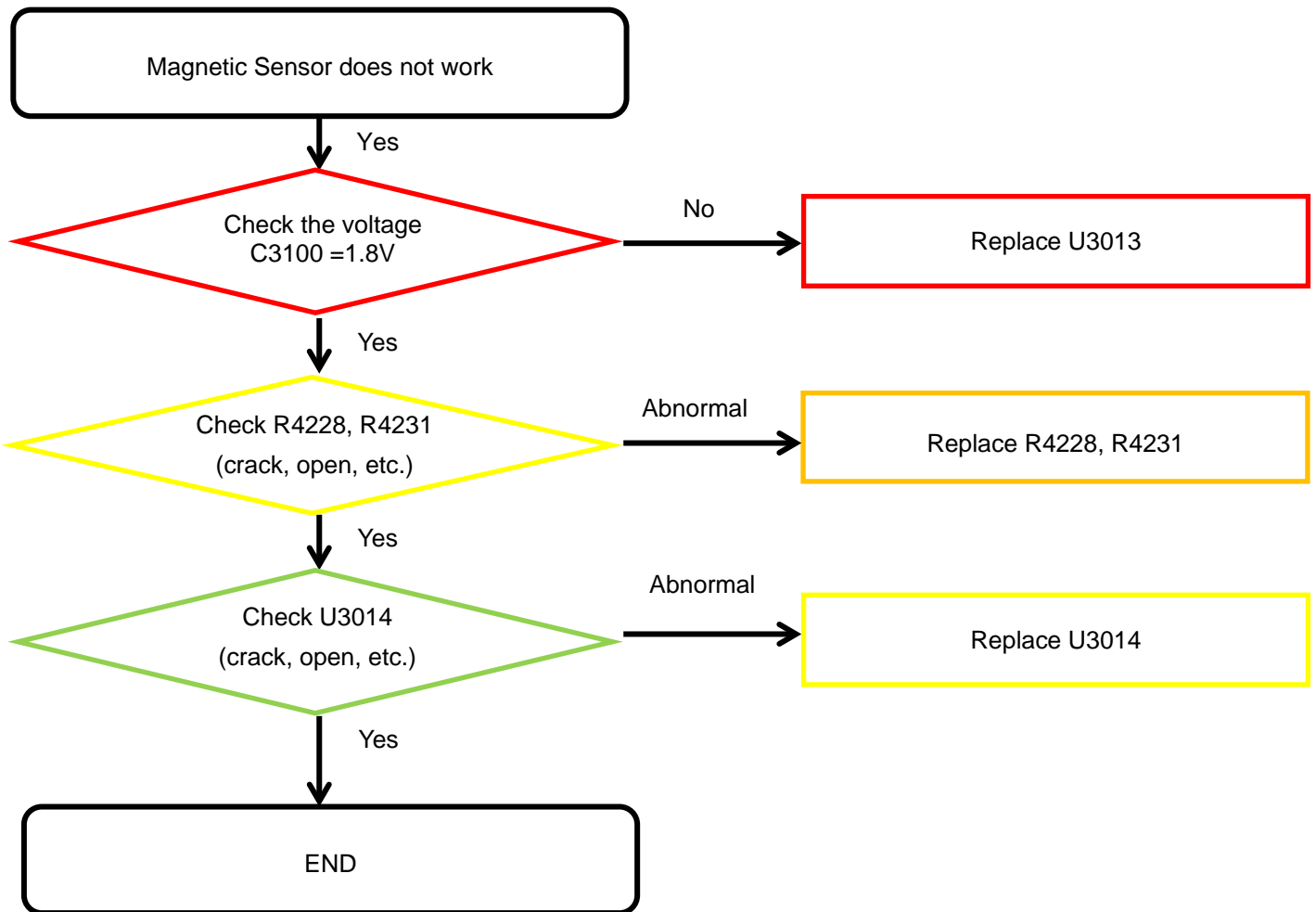
8. Level 3 Repair

8-4-7-2. Proximity sensor



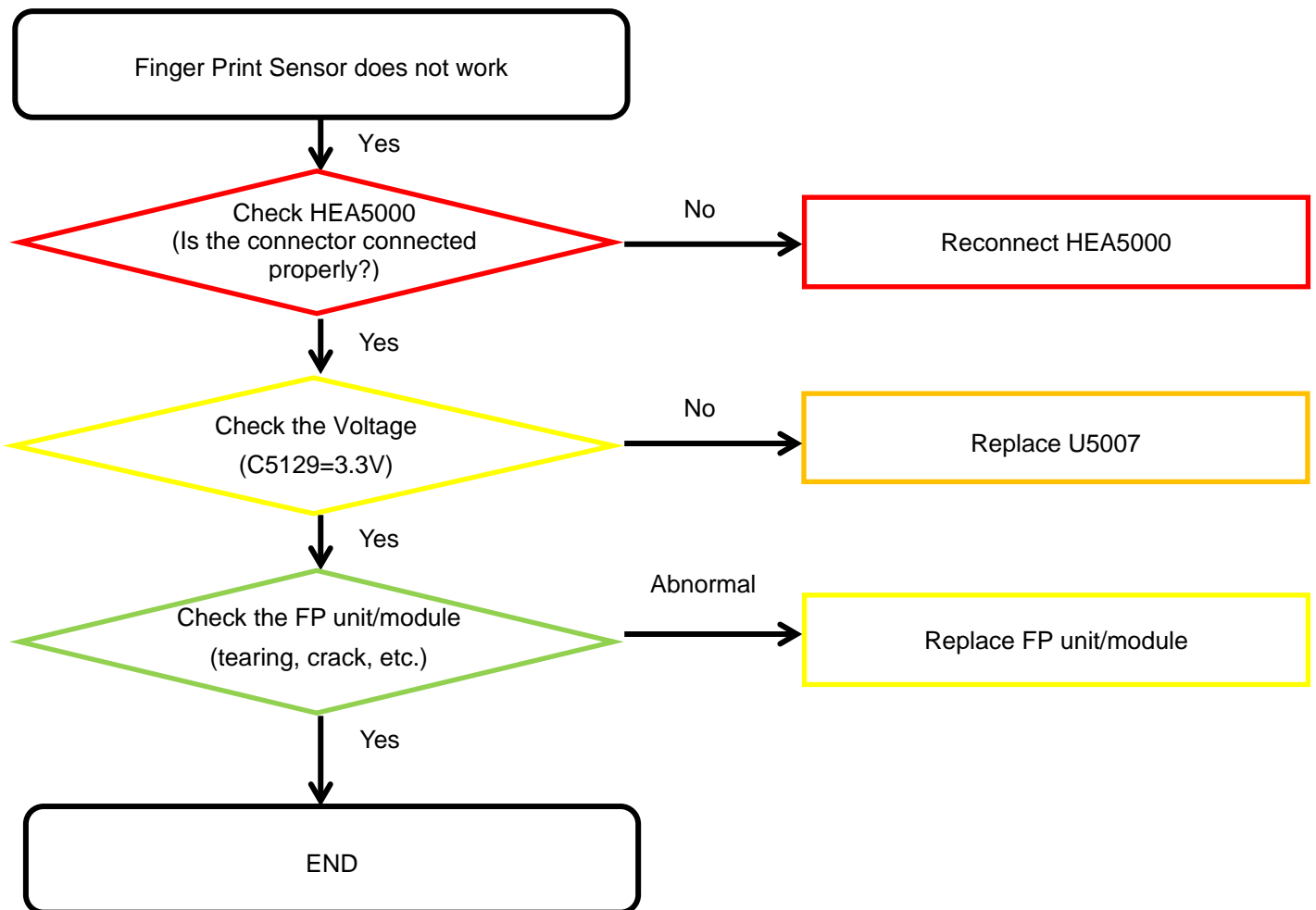
8. Level 3 Repair

8-4-7-3. Magnetic sensor



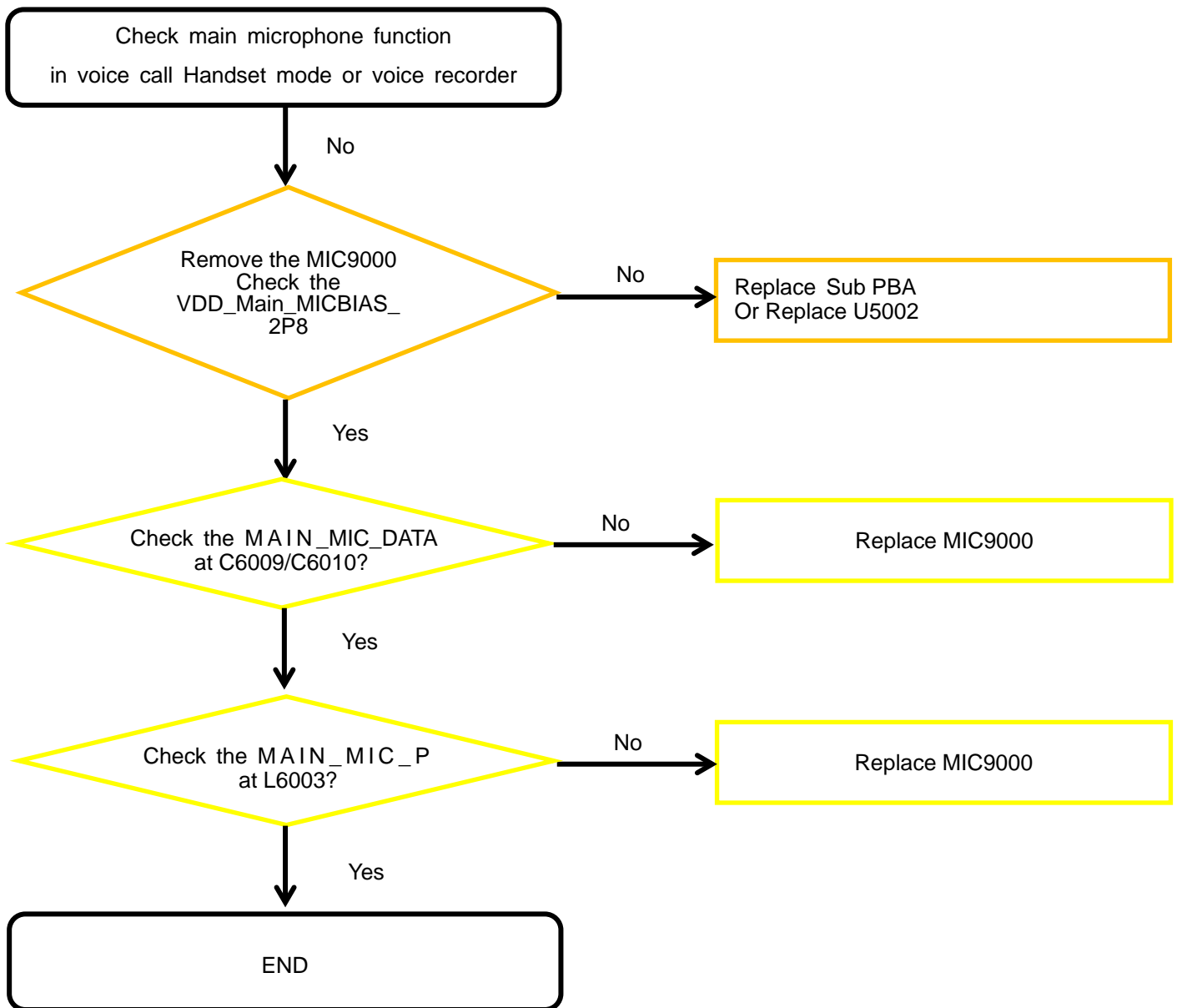
8. Level 3 Repair

8-4-7-4. Finger Print sensor



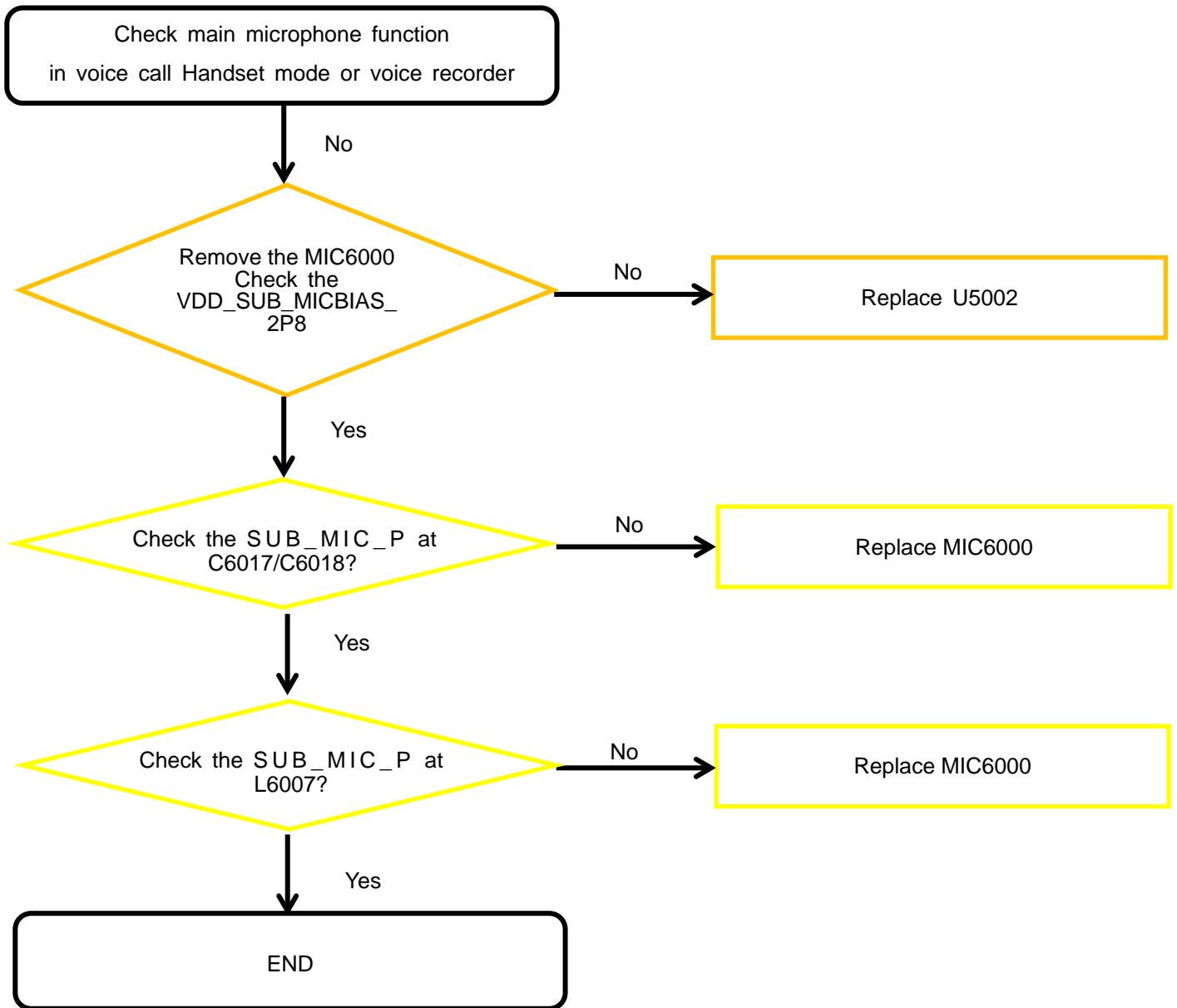
8. Level 3 Repair

8-4-8-1. Microphone Part - Main MIC



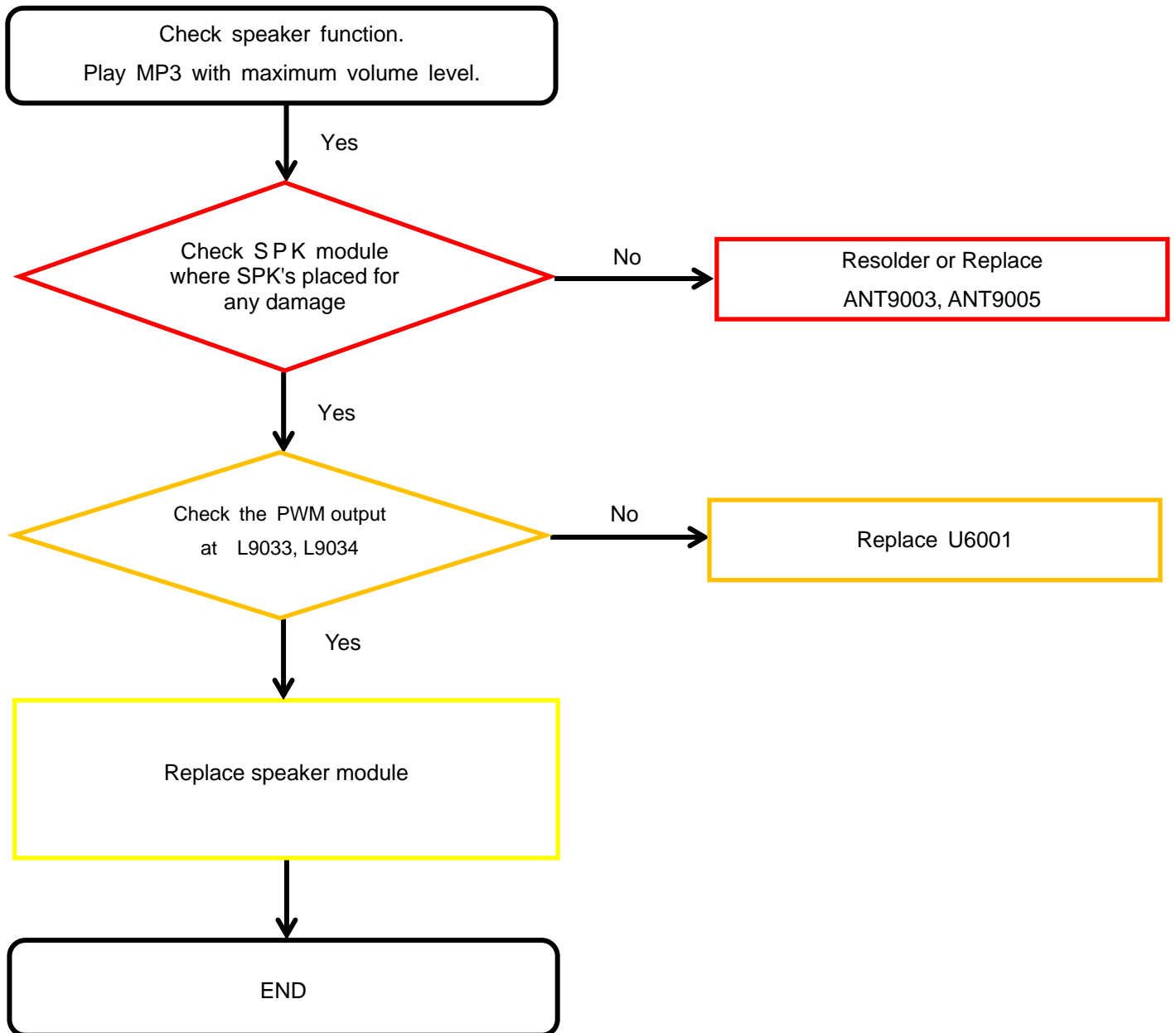
8. Level 3 Repair

8-4-8-2. Microphone Part - Sub MIC



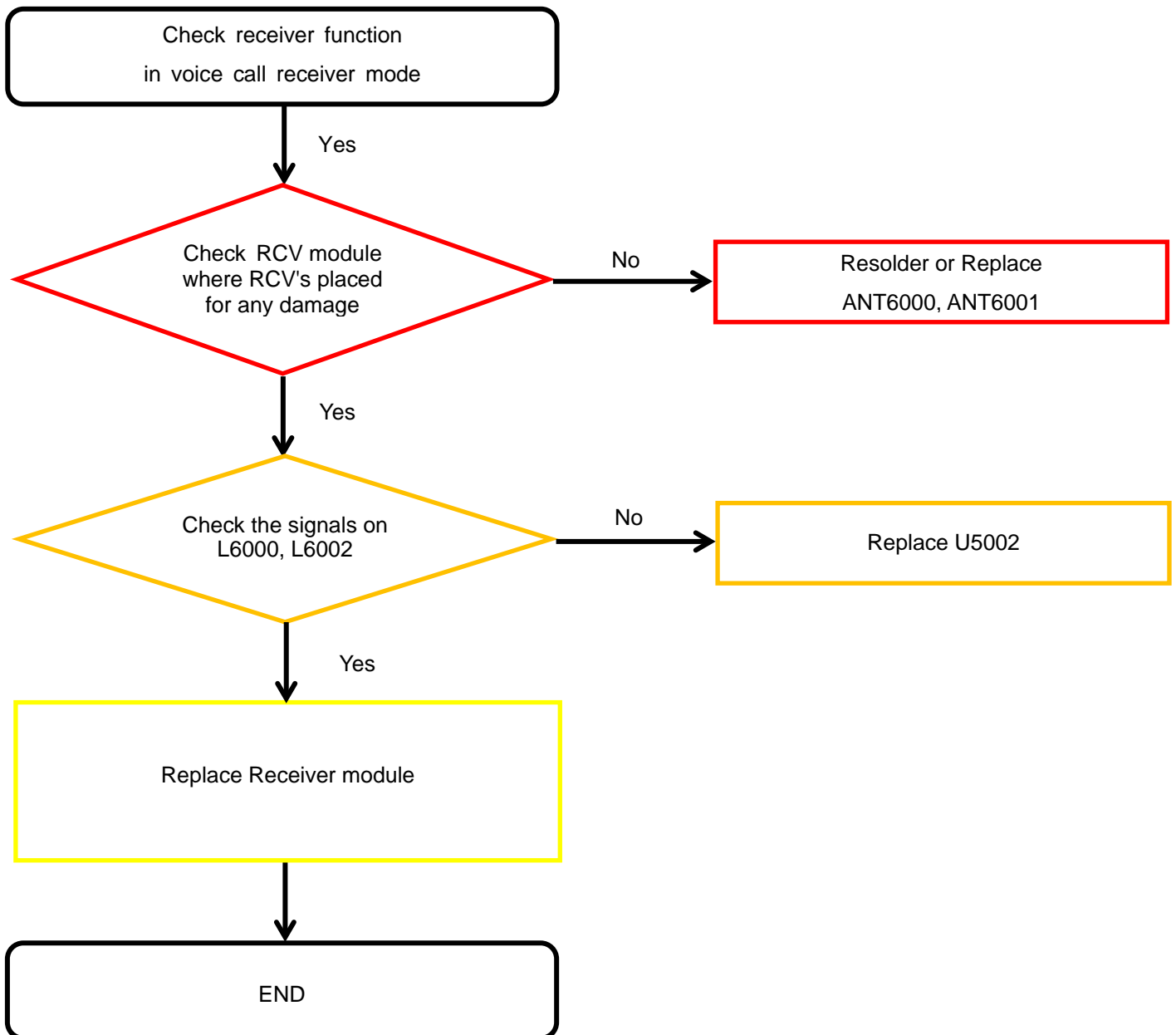
8. Level 3 Repair

8-4-9. Speaker Part



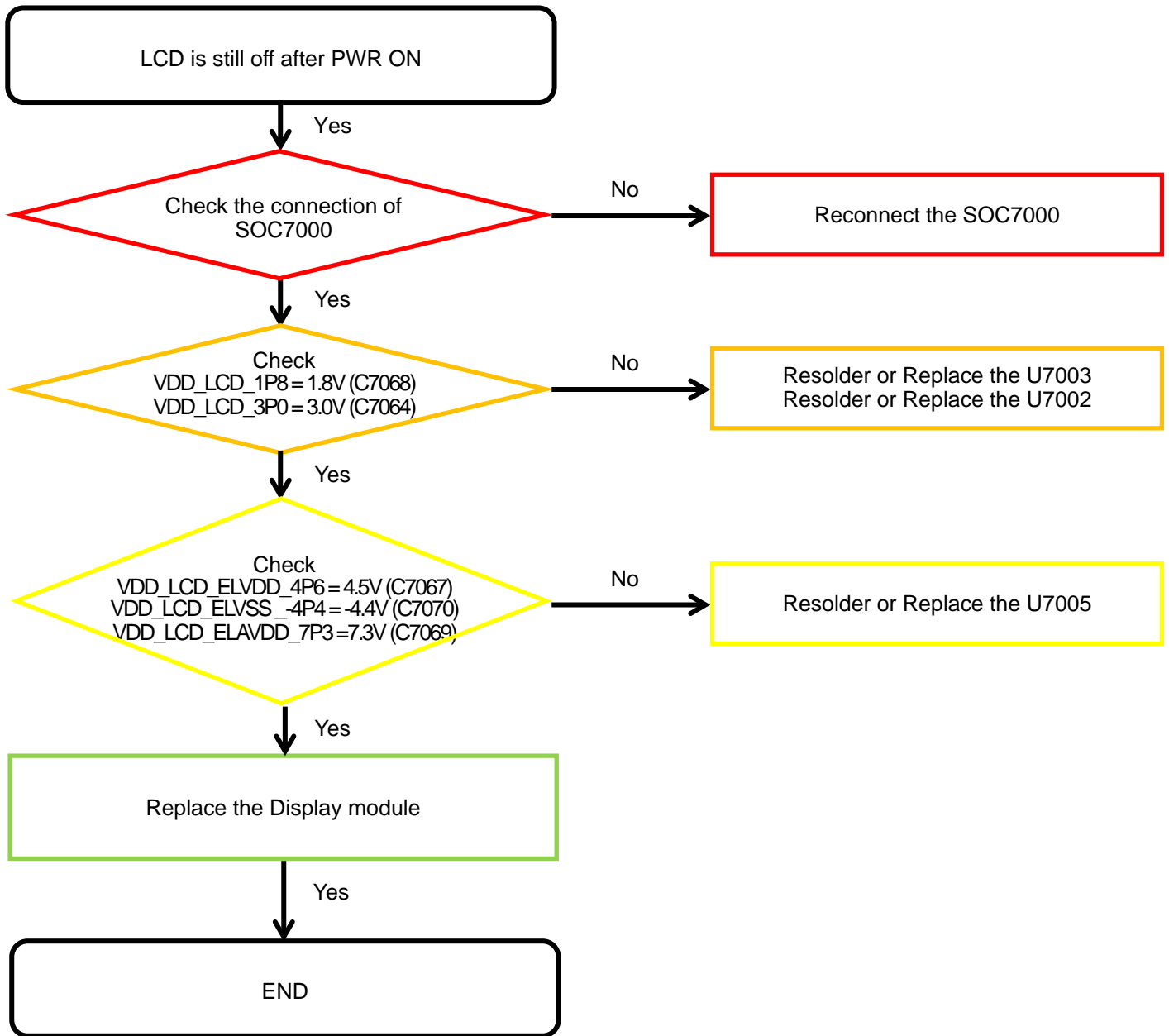
8. Level 3 Repair

8-4-10. Receiver Part



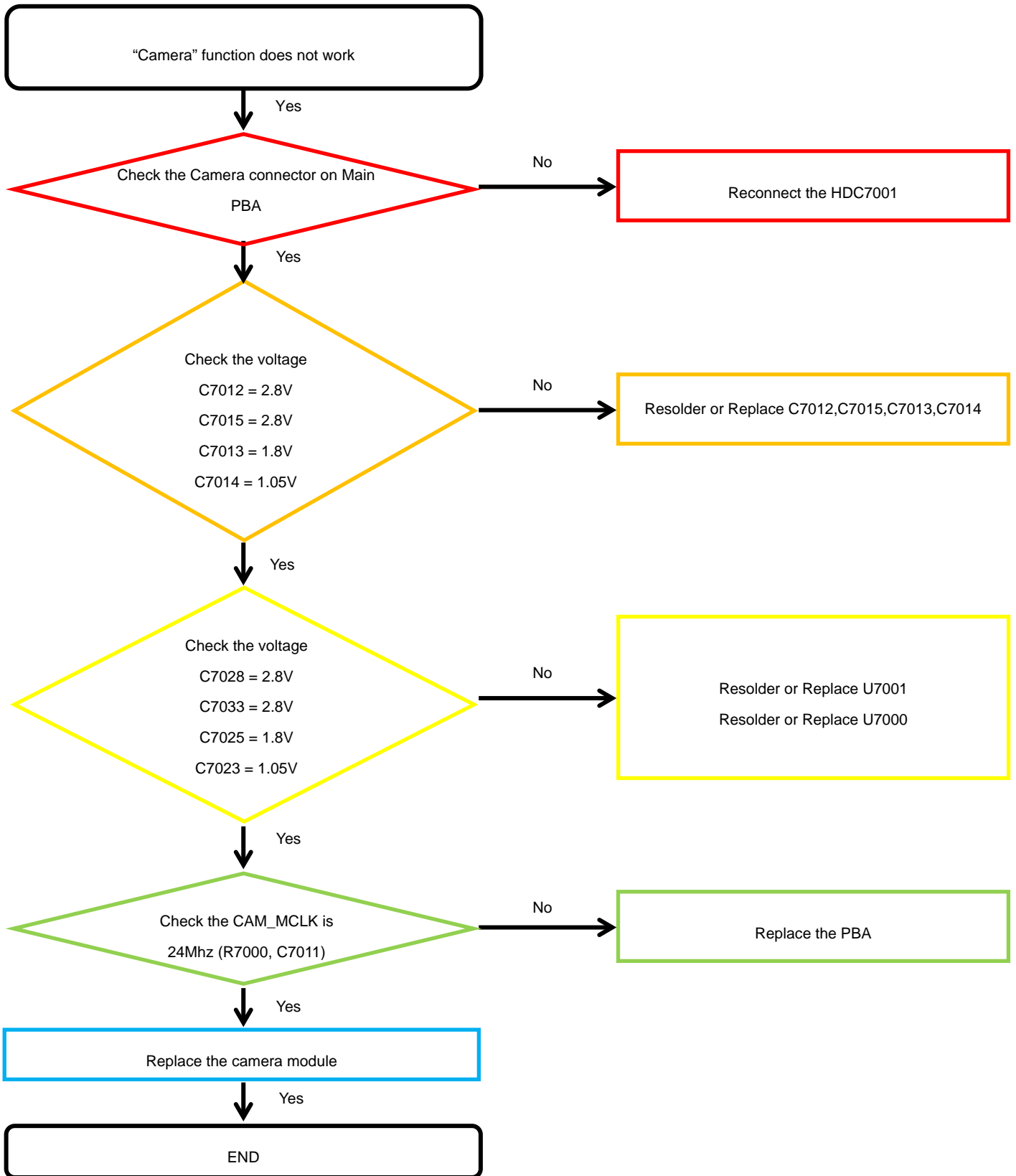
8. Level 3 Repair

8-4-11. Display



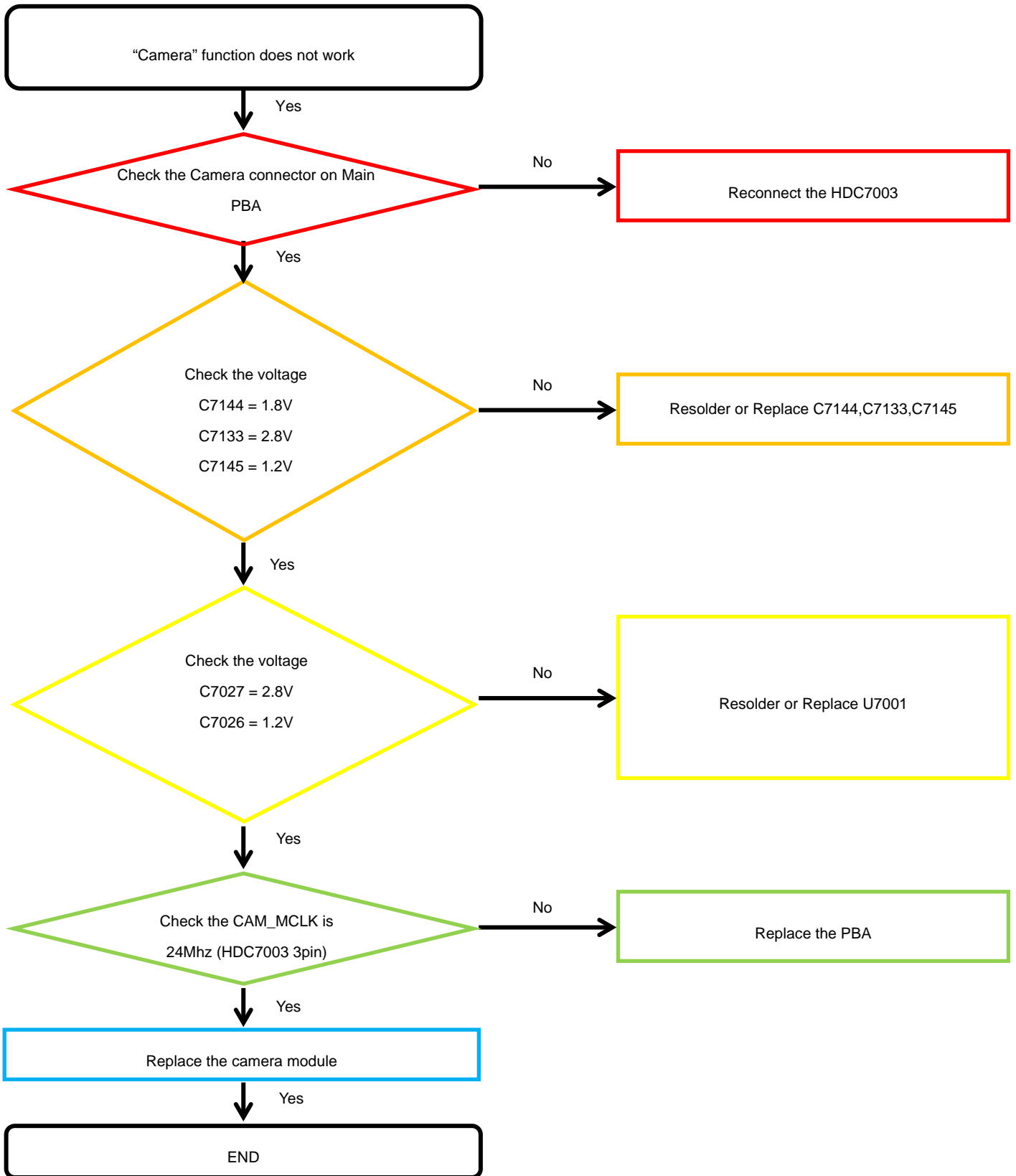
8. Level 3 Repair

8-4-12-1. 13M AF Rear CAMERA



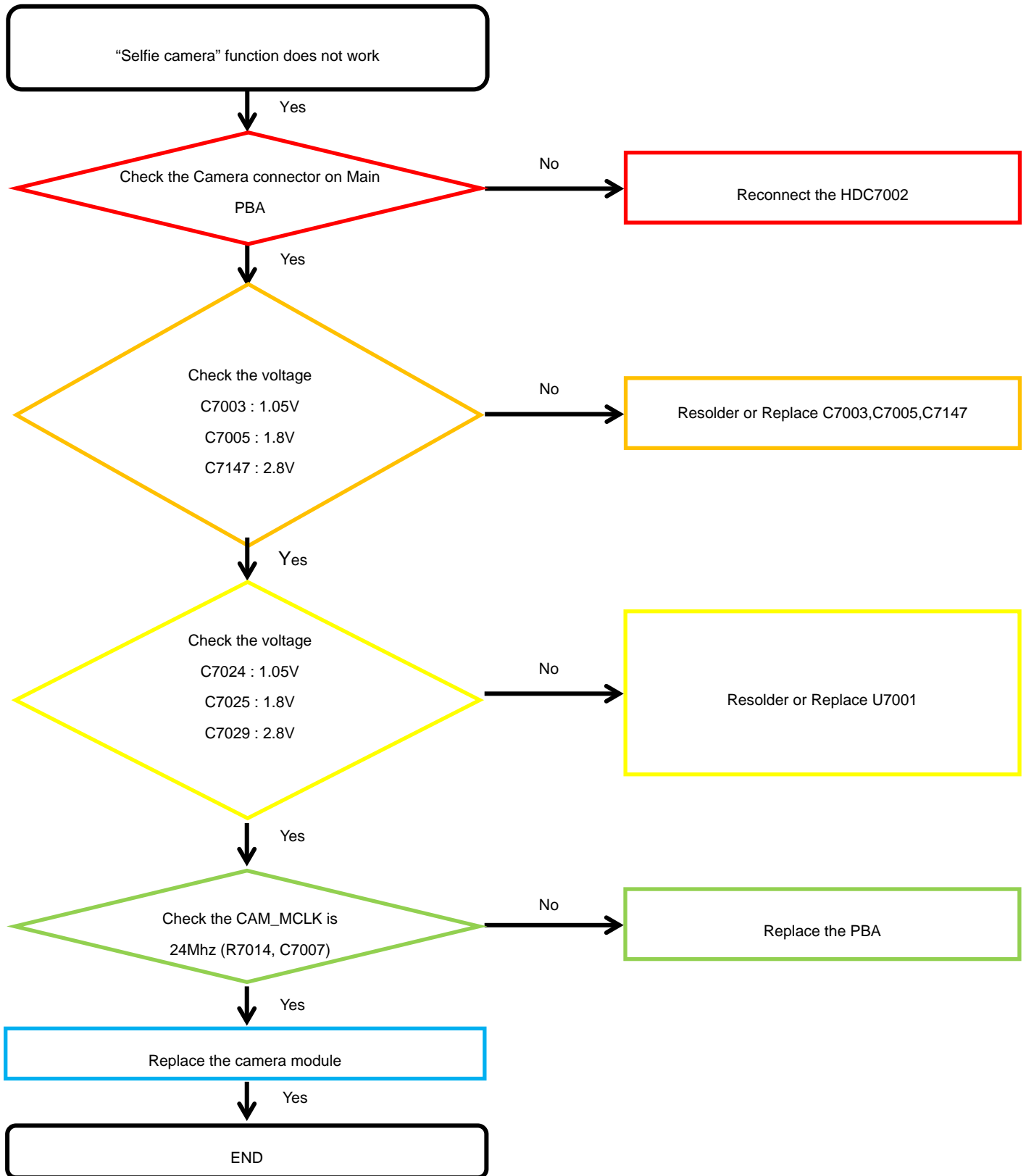
8. Level 3 Repair

8-4-12-2. 5M FF Rear CAMERA



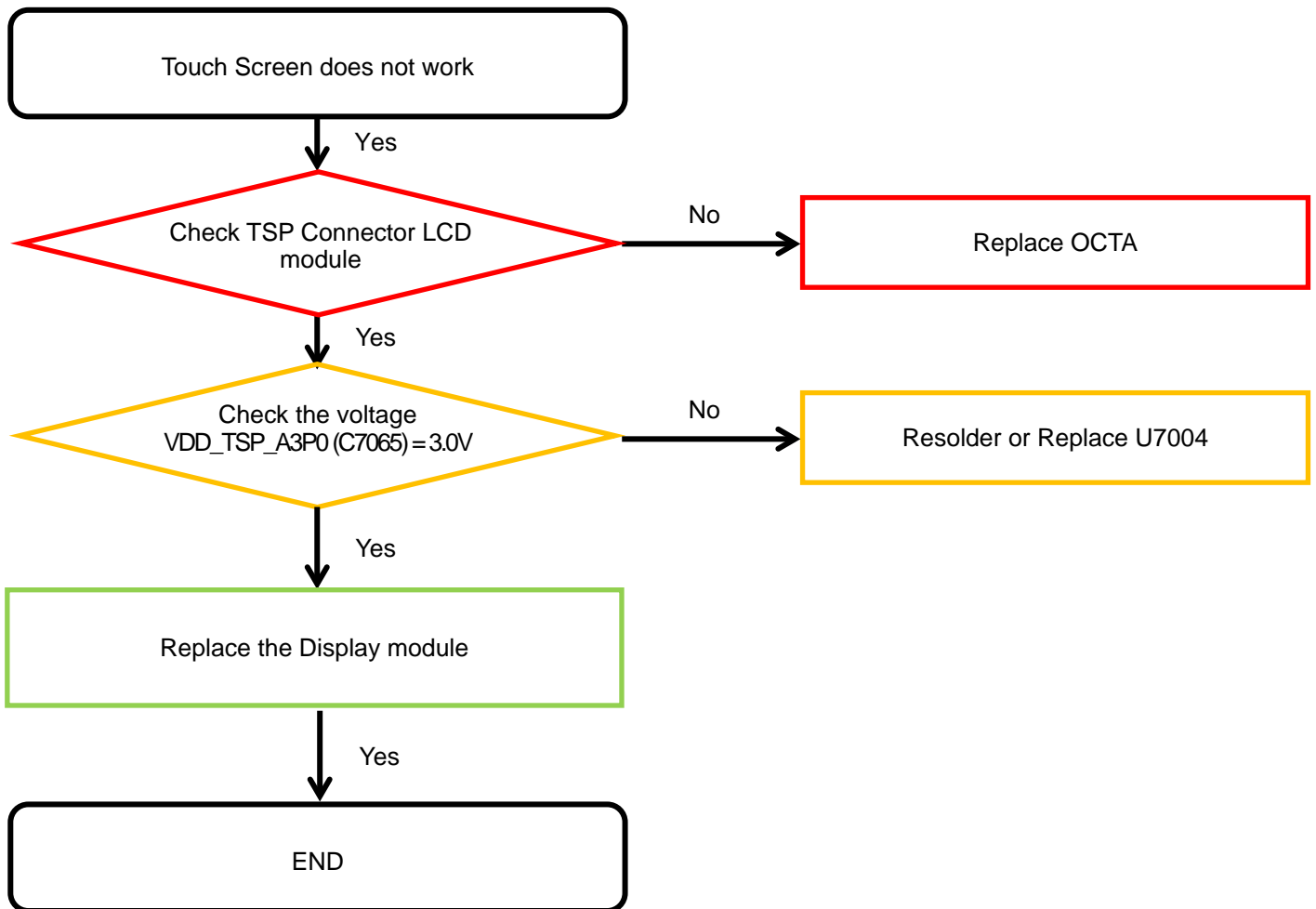
8. Level 3 Repair

8-4-13. 8M FF Front CAMERA



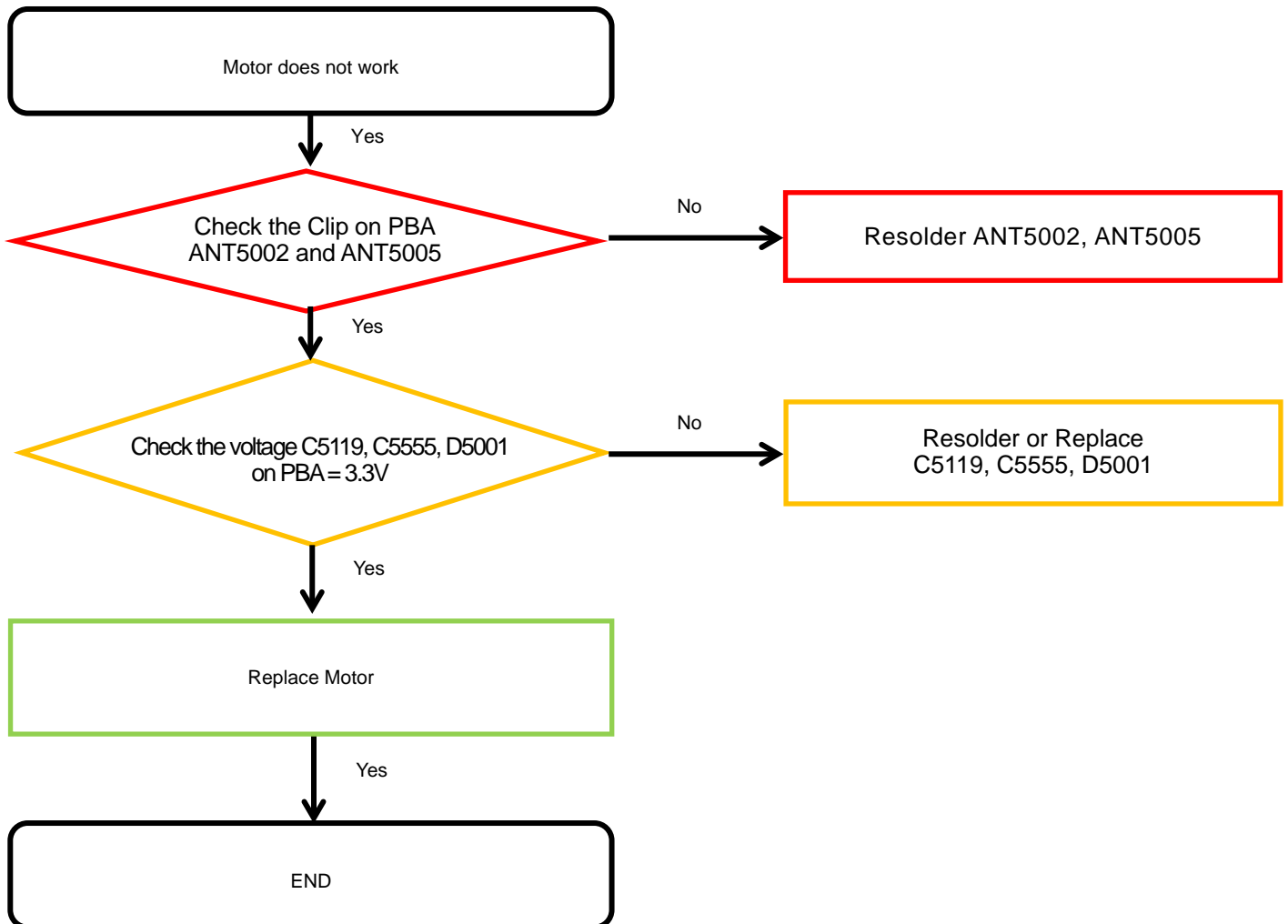
8. Level 3 Repair

8-4-14. TSP



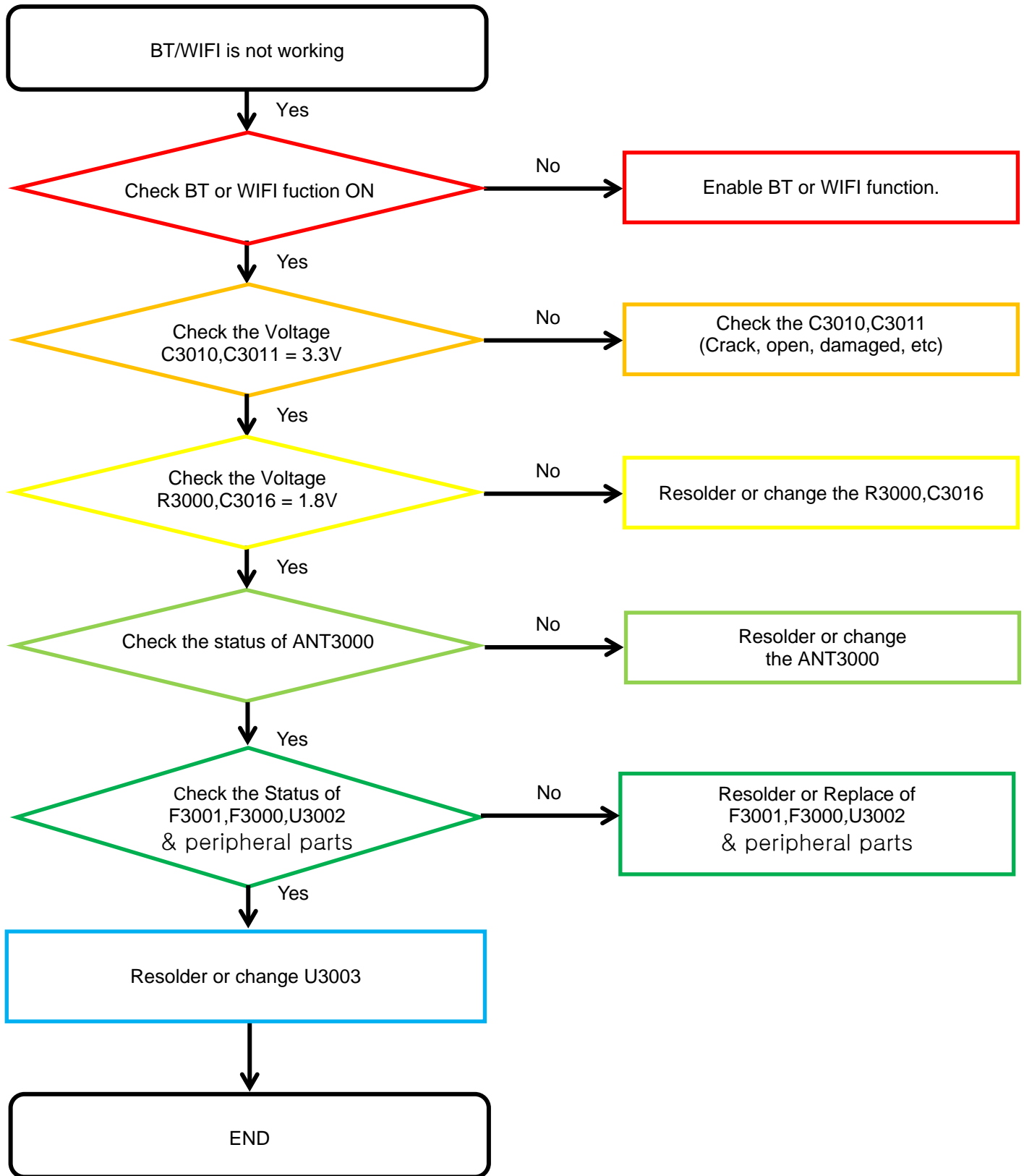
8. Level 3 Repair

8-4-15. Motor



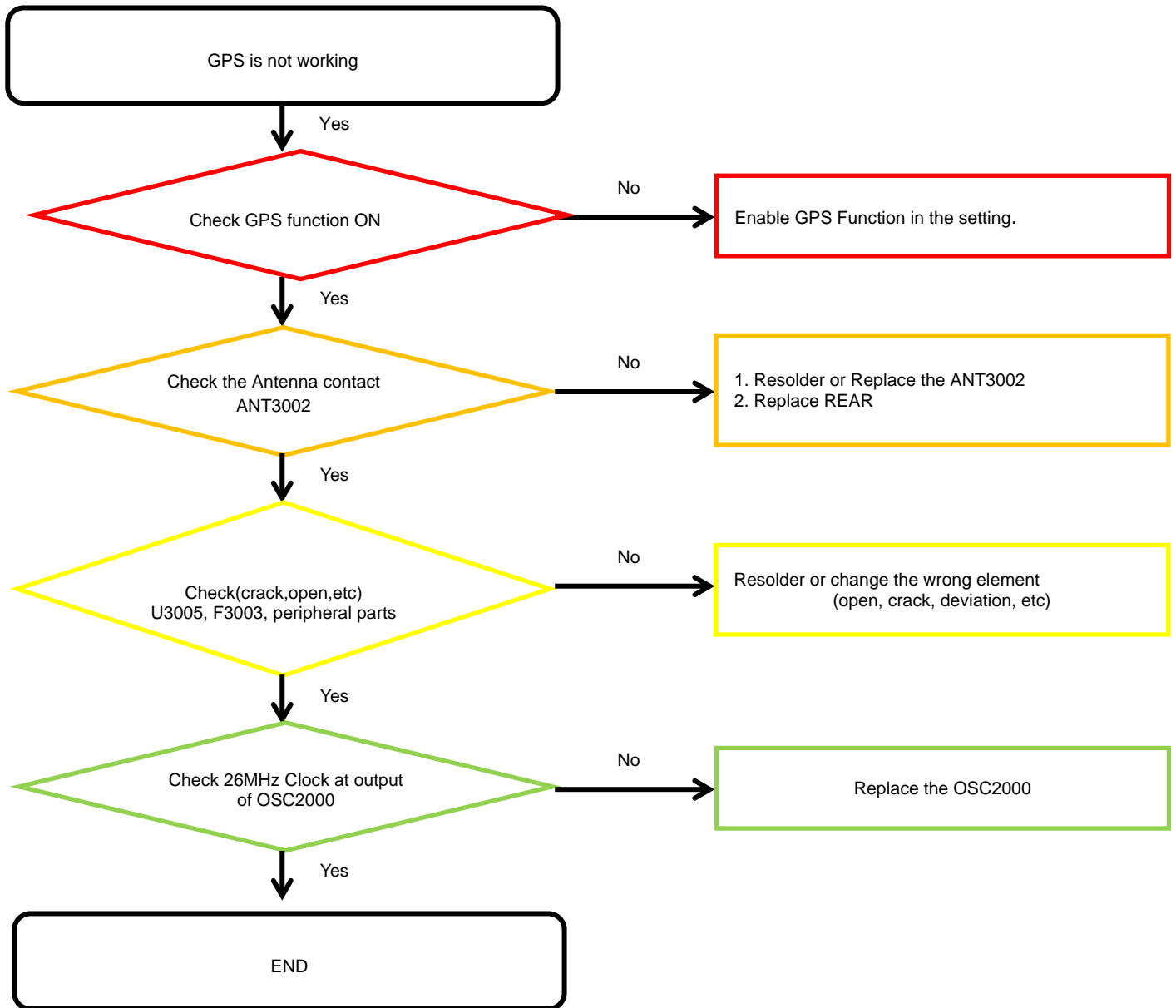
8. Level 3 Repair

8-4-16. BT/WIFI



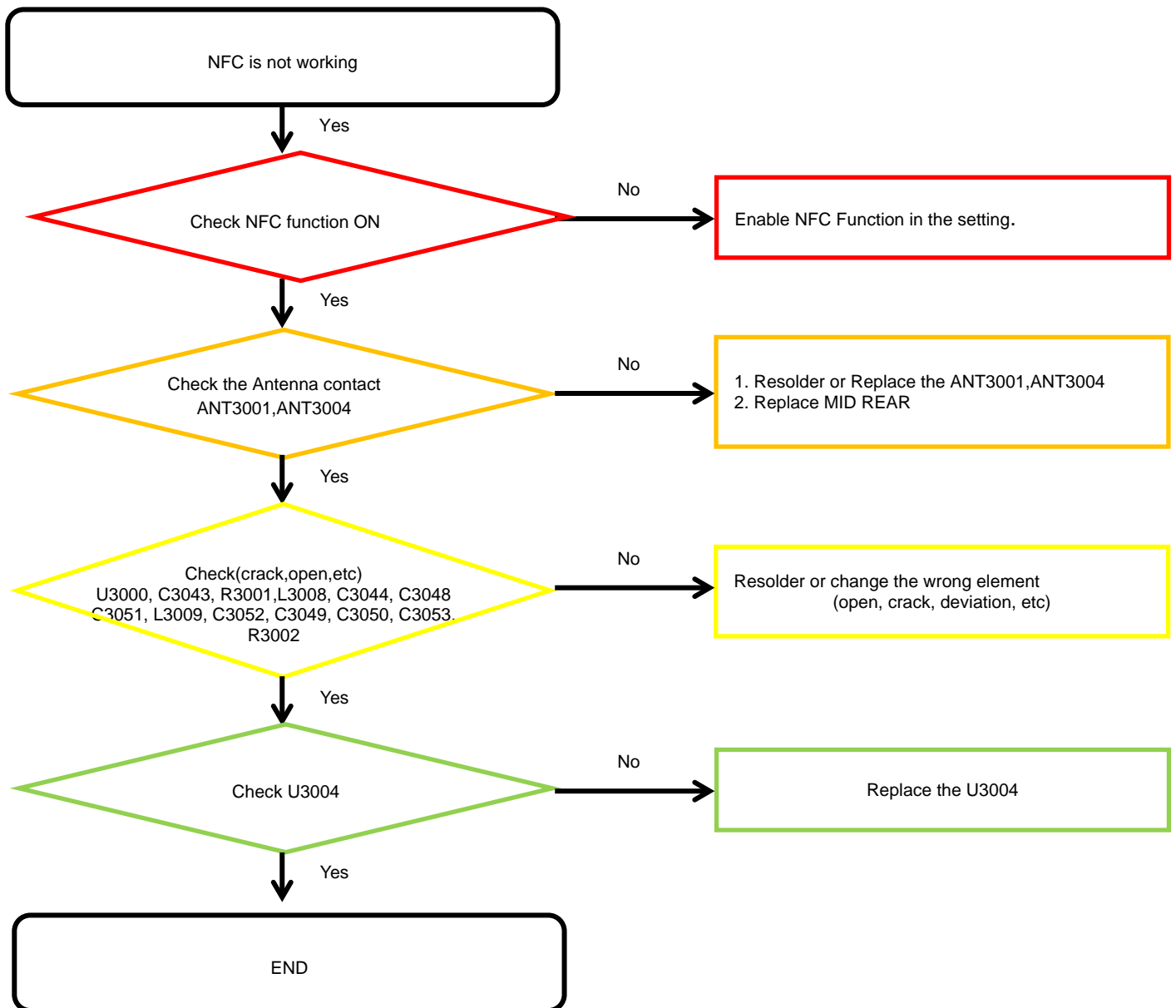
8. Level 3 Repair

8-4-17. GPS



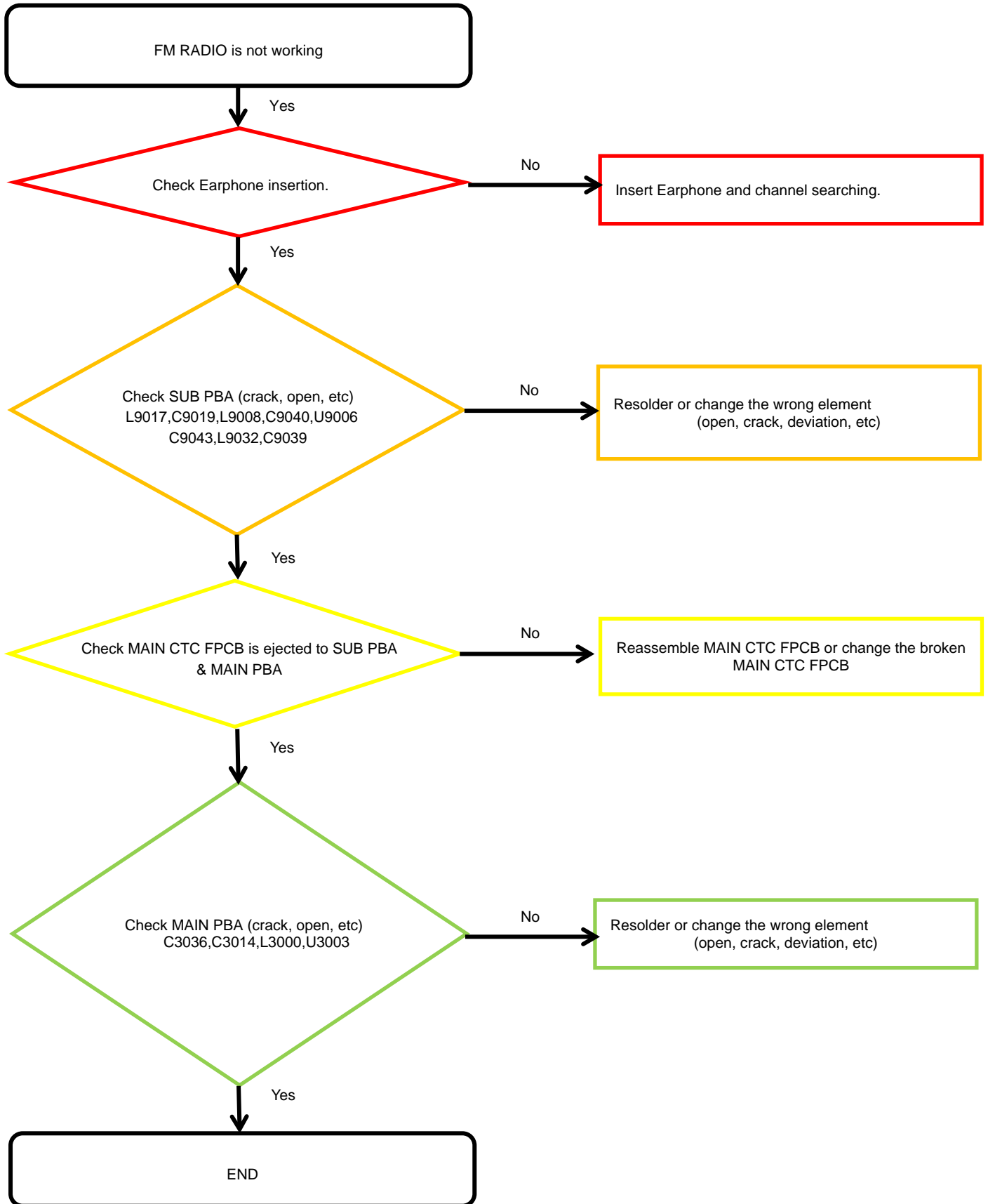
8. Level 3 Repair

8-4-18. NFC [SM-A205FN/GN]



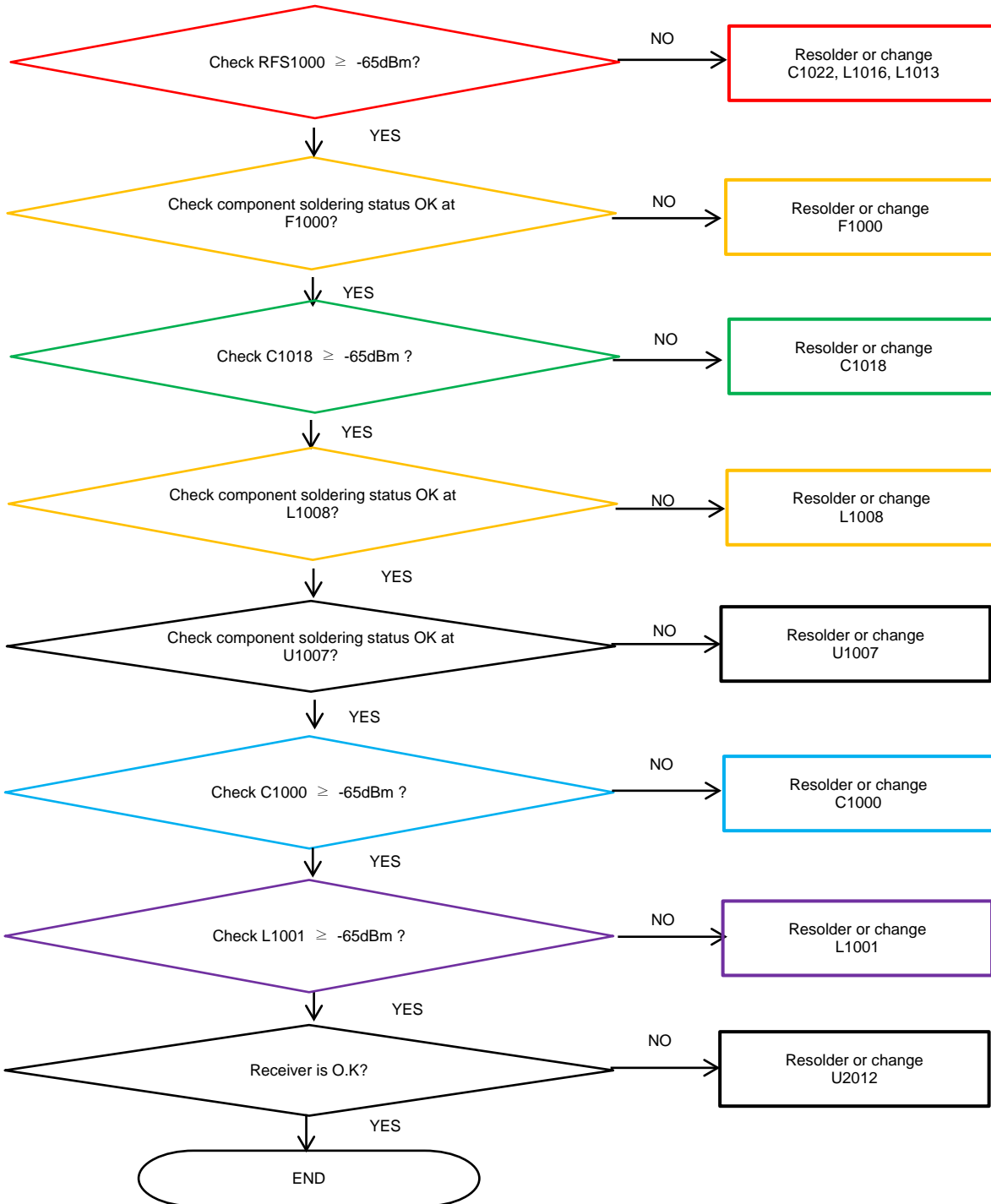
8. Level 3 Repair

8-4-19. FM RADIO



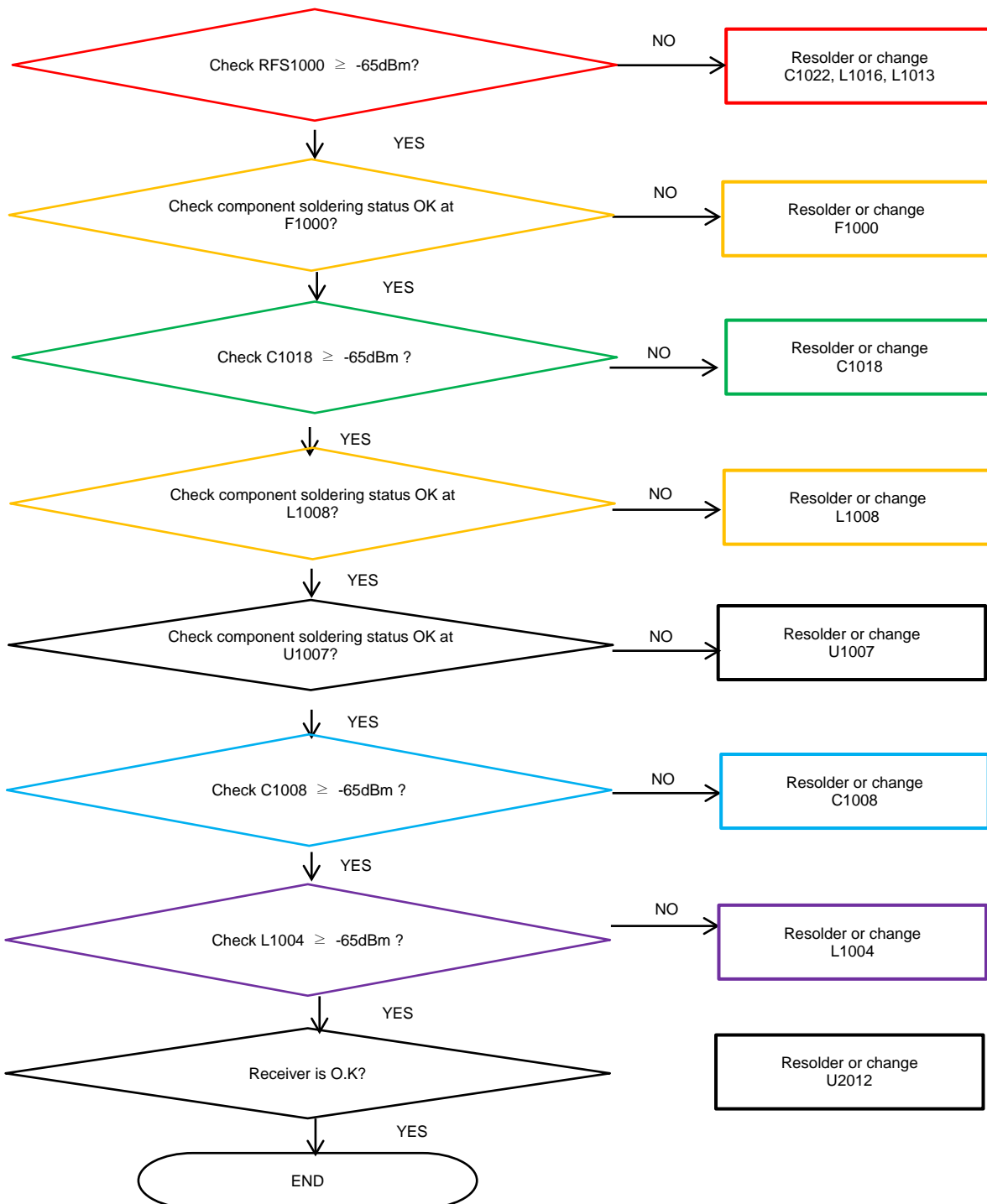
8. Level 3 Repair

8-4-20. LTE B1, WCDMA B1 Rx



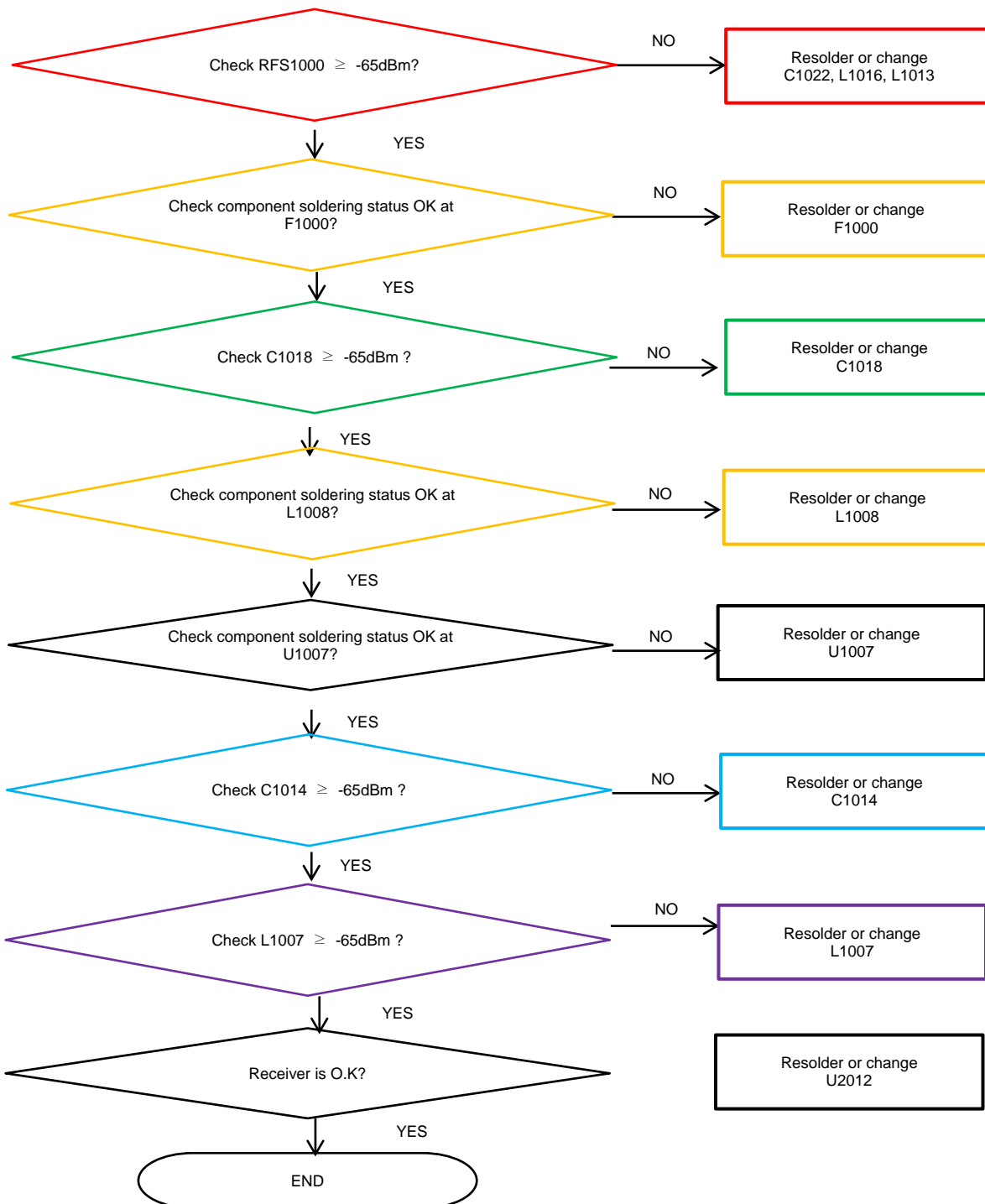
8. Level 3 Repair

8-4-21. WCDMA B2 / PCS RX, LTEB2 [SM-A205G/GN]



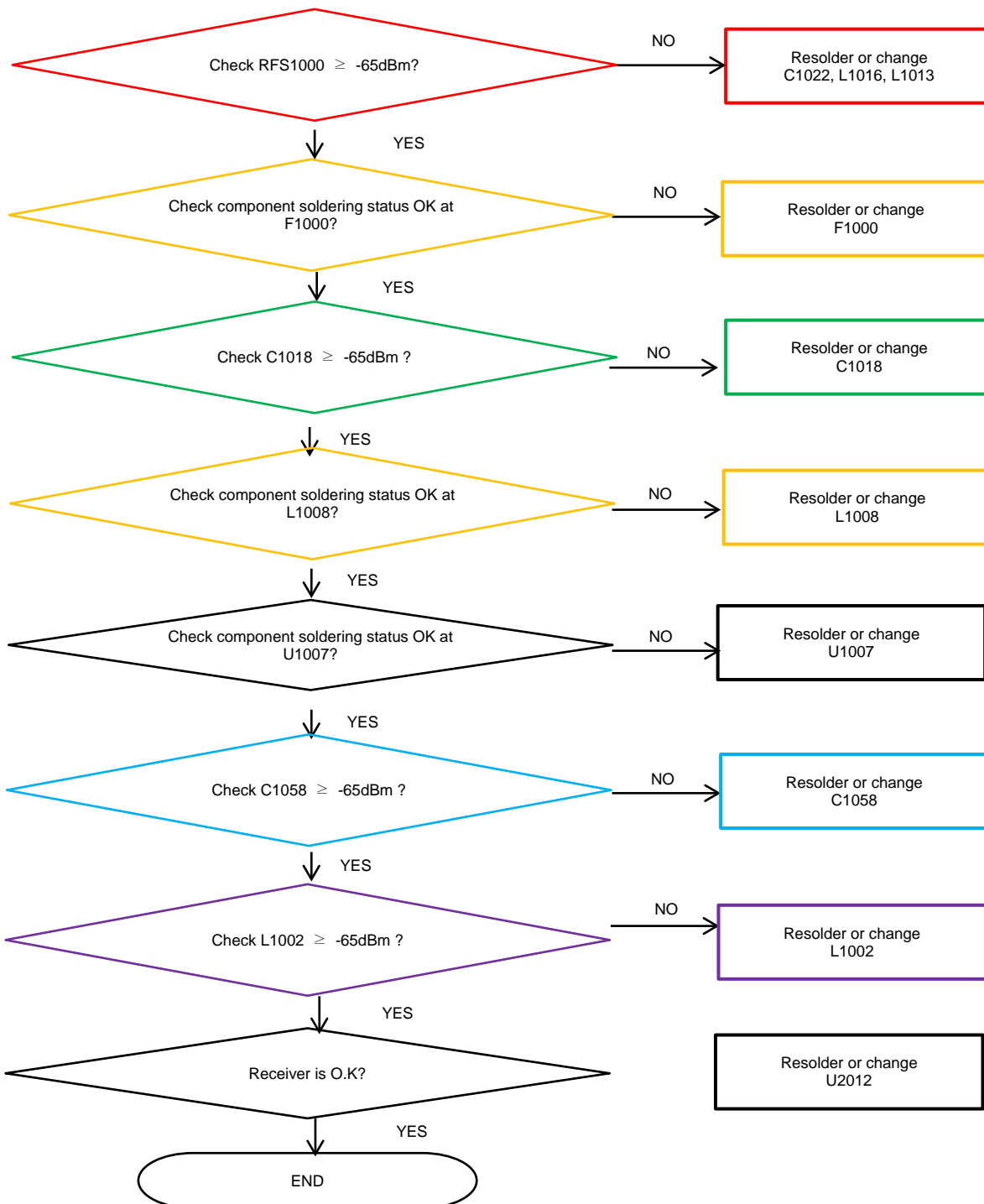
8. Level 3 Repair

8-4-22. LTE B3 / DCS RX



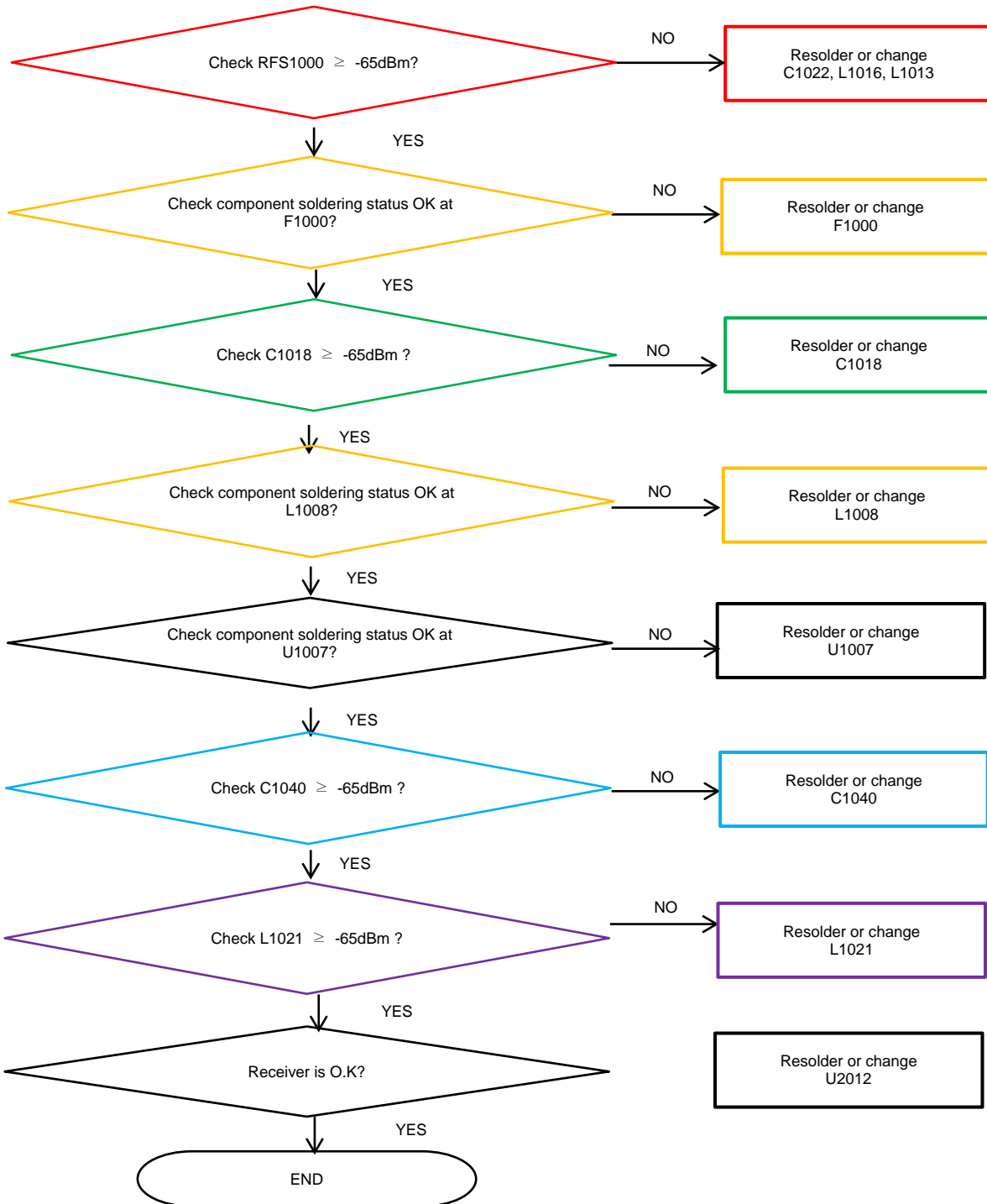
8. Level 3 Repair

8-4-23. LTE B4(B66) / WCDMA B4 RX [SM-A205G/GN]



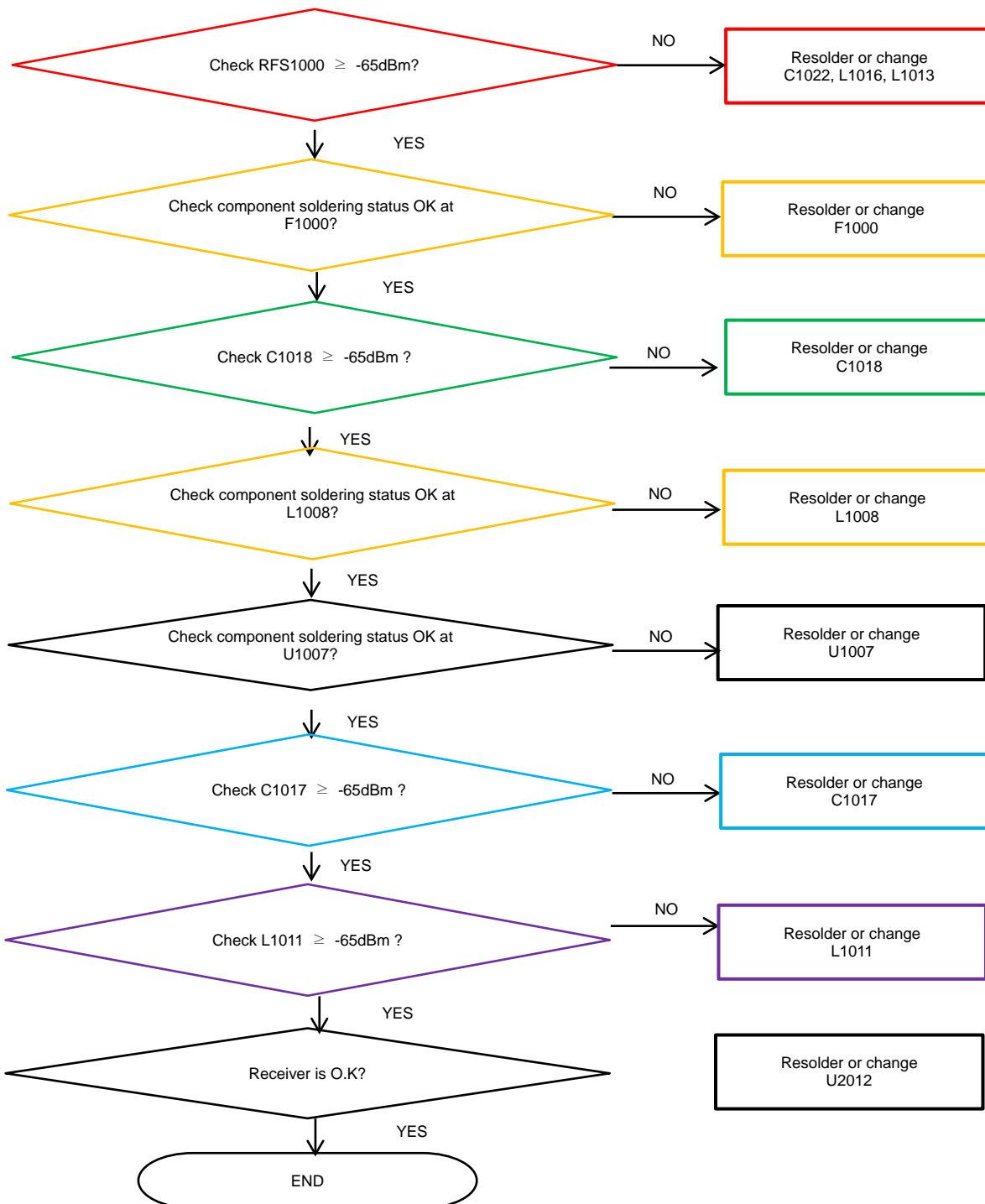
8. Level 3 Repair

8-4-24. LTE, WCDMA B5 / GSM850 RX



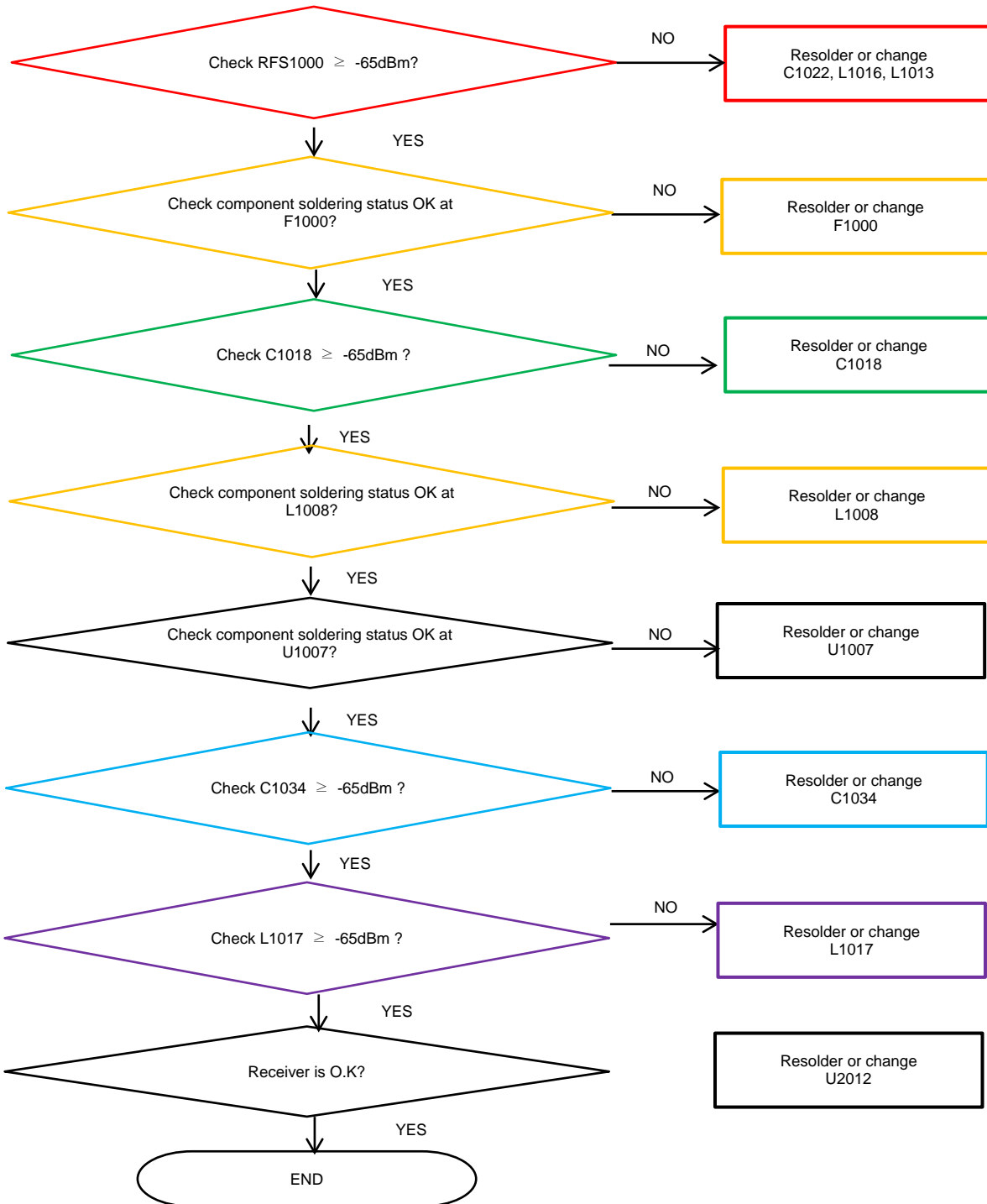
8. Level 3 Repair

8-4-25. LTE B8, WCDMA B8 / EGSM RX



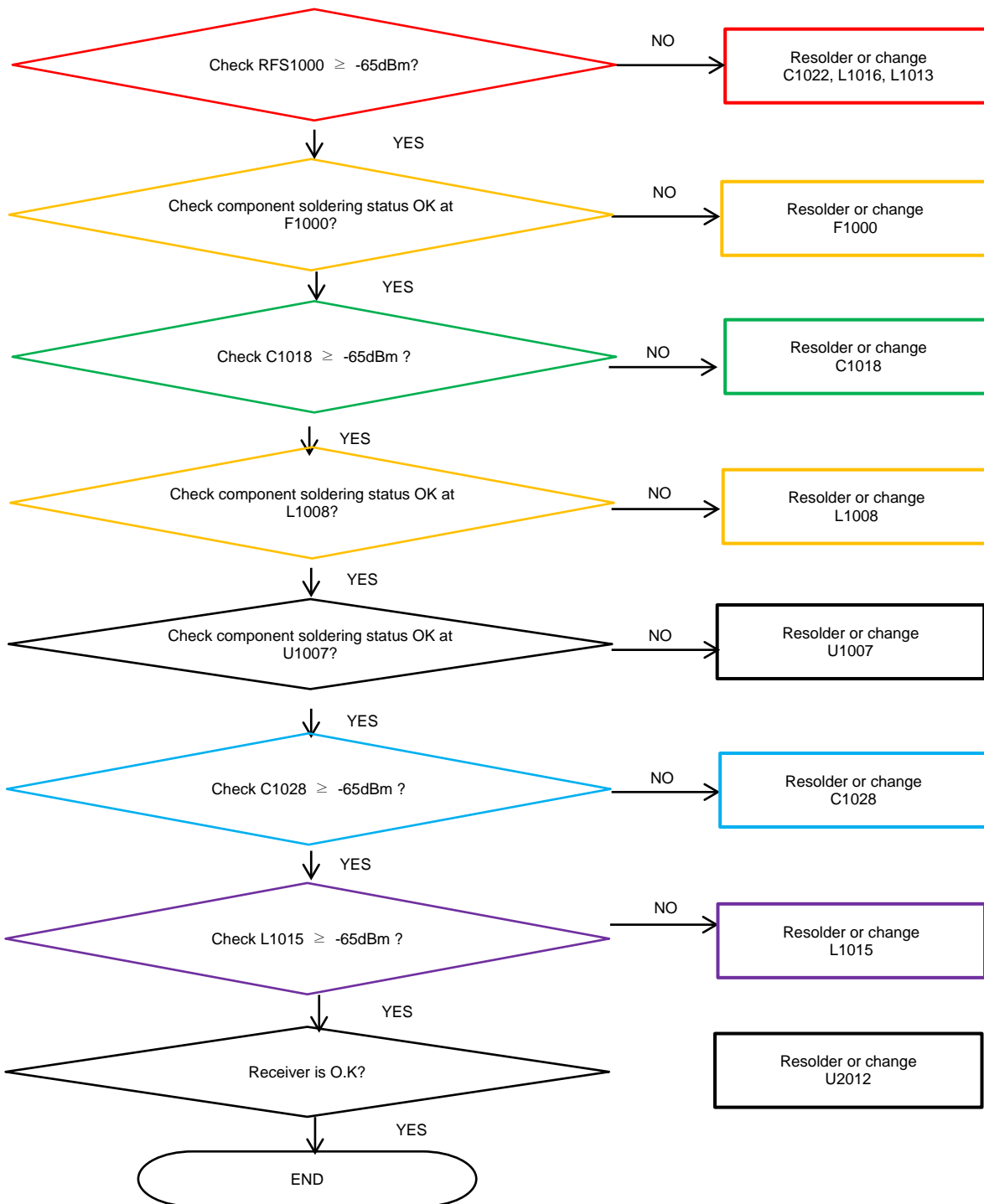
8. Level 3 Repair

8-4-26. LTE B20 RX



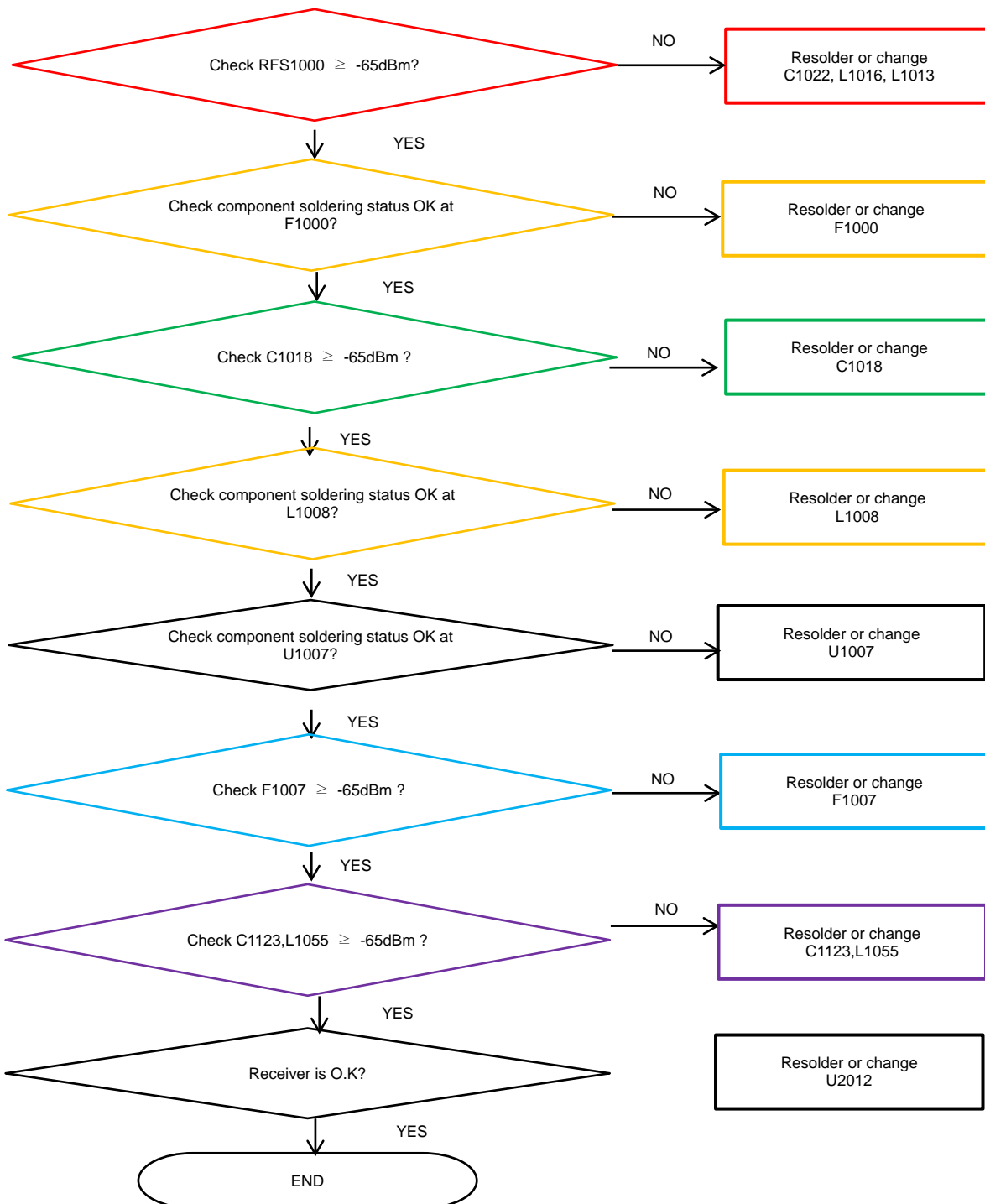
8. Level 3 Repair

8-4-27. LTE B12, 17 RX



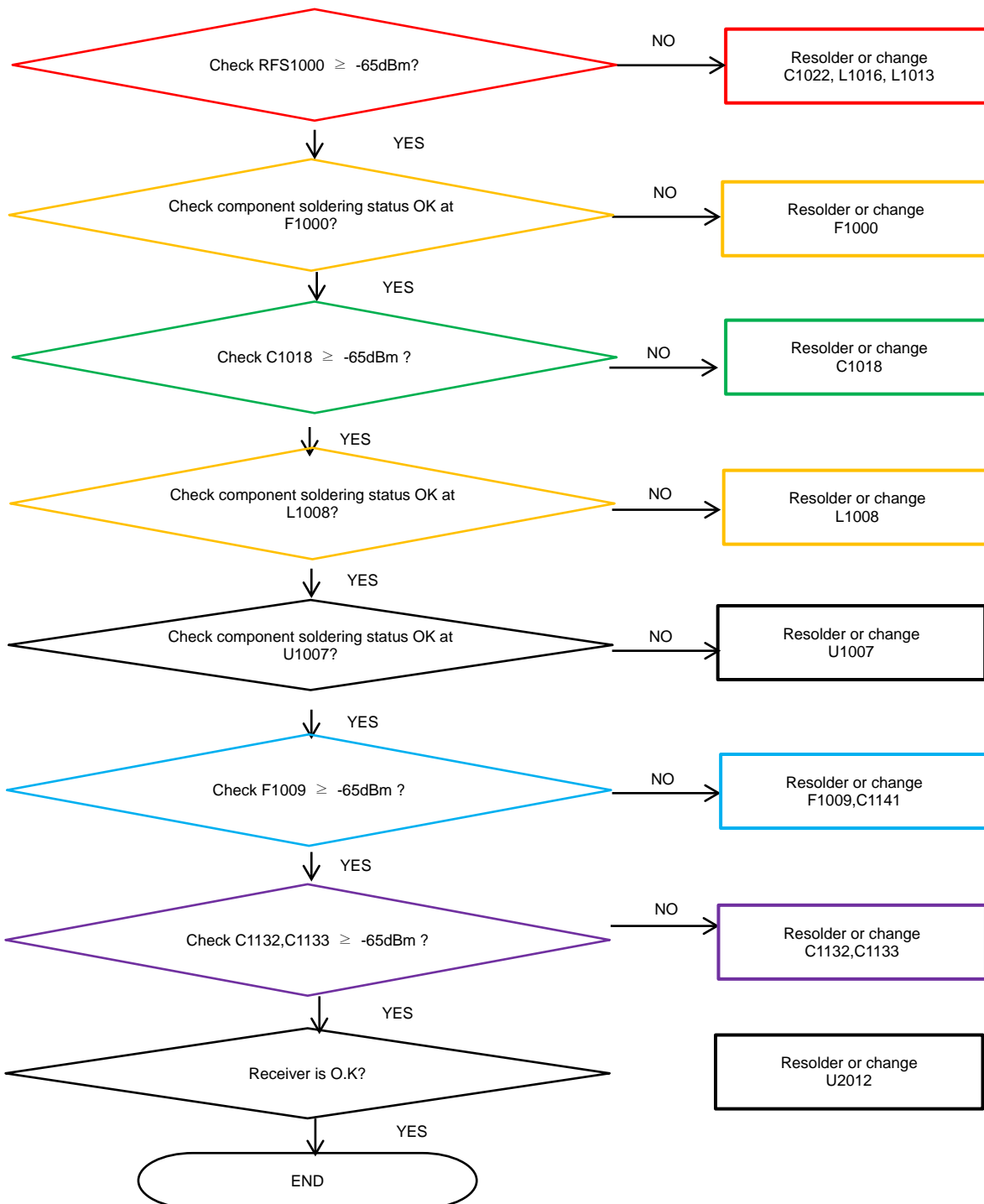
8. Level 3 Repair

8-4-28. LTE B13 RX [SM-A205G/GN]



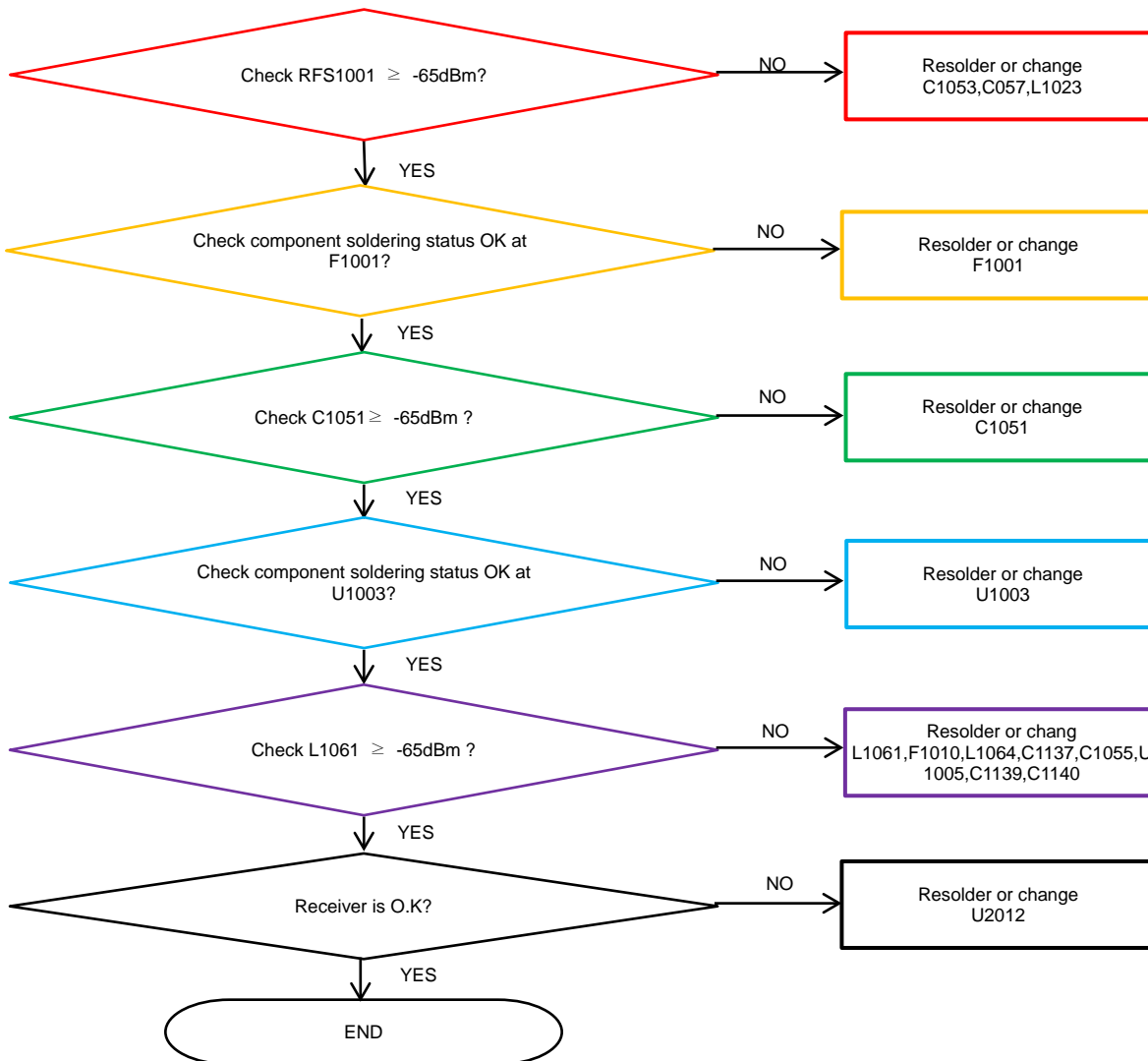
8. Level 3 Repair

8-4-29. LTE B28 RX [SM-A205G/GN]



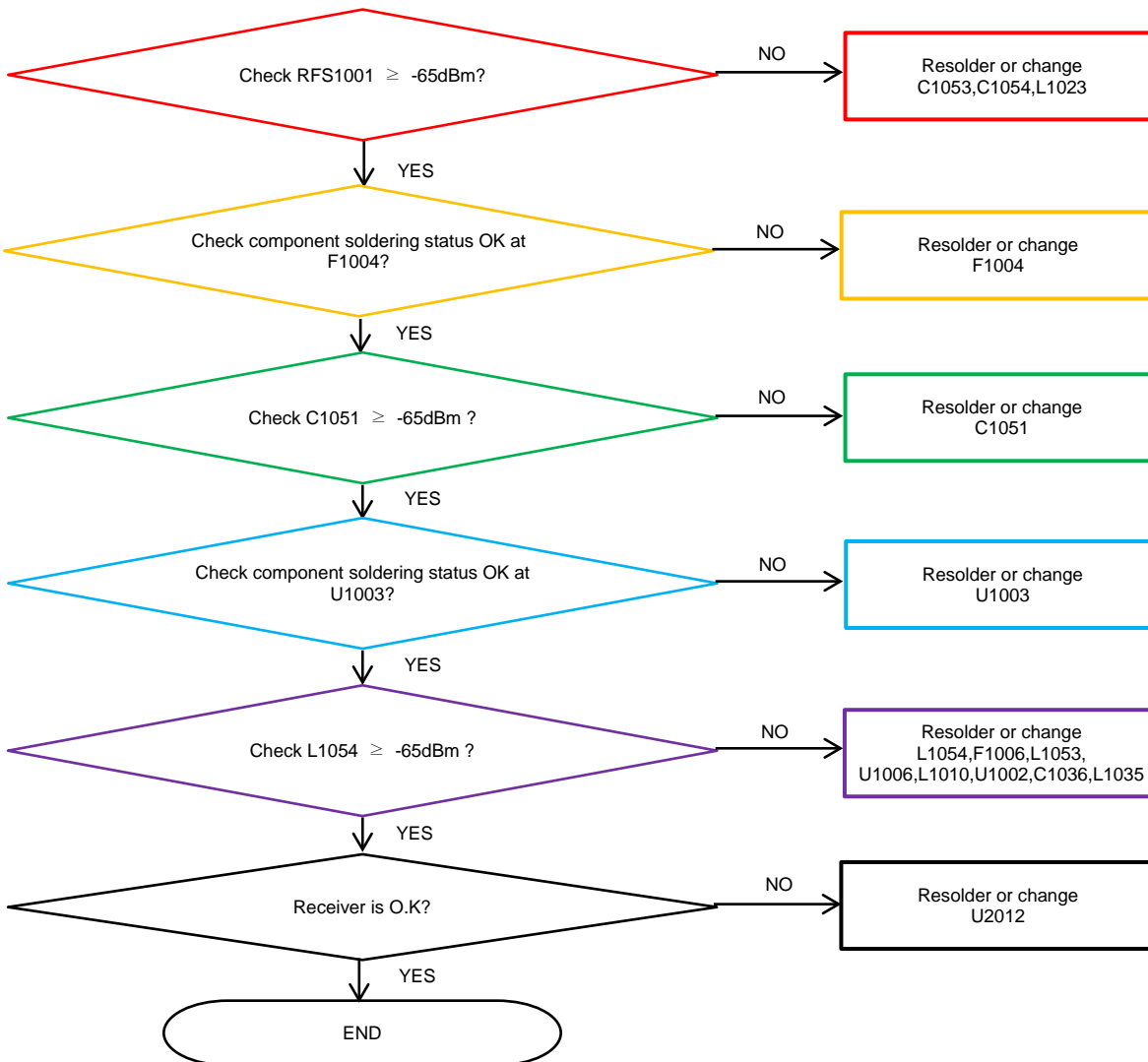
8. Level 3 Repair

8-4-30. LTE B7 RX



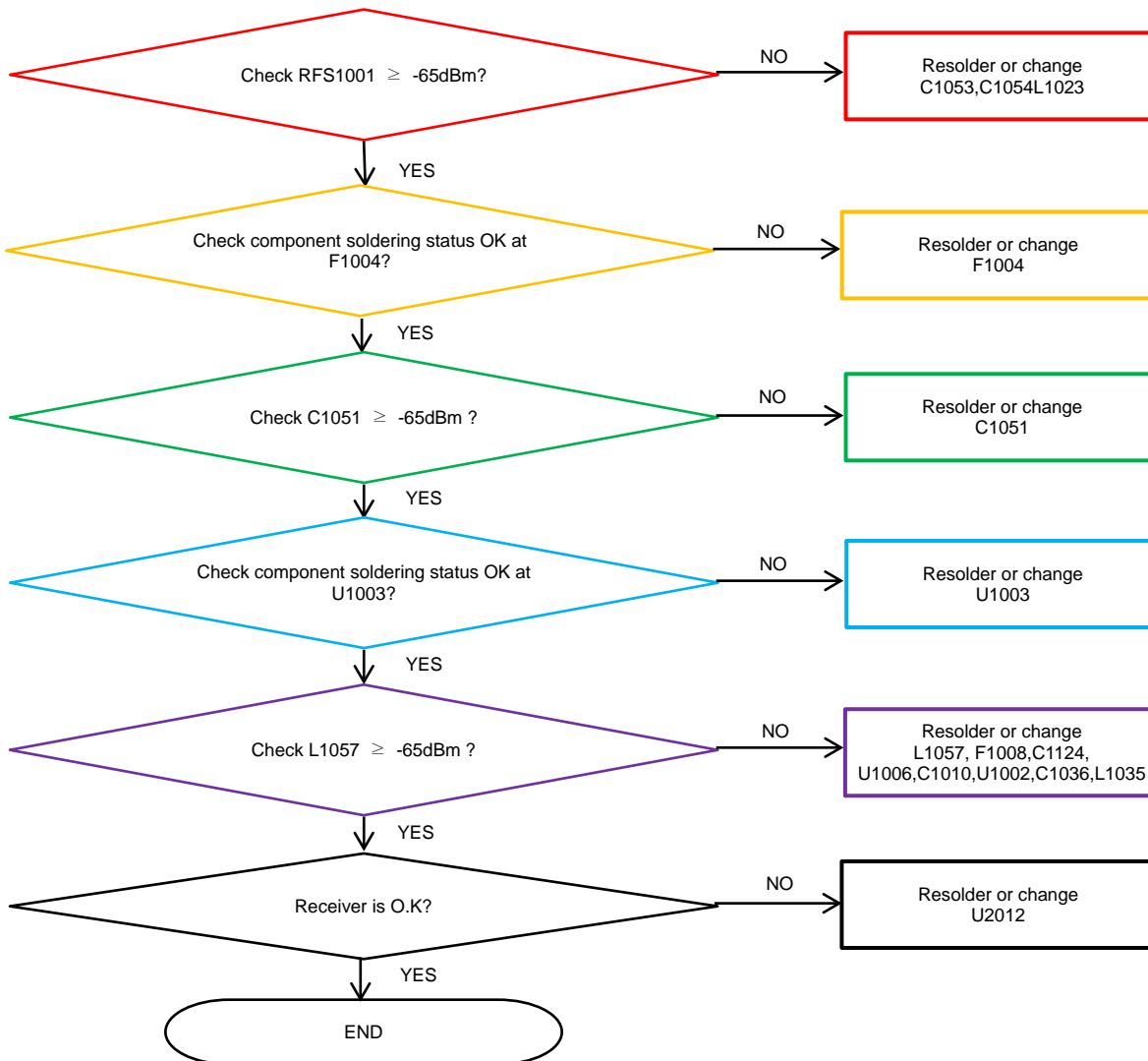
8. Level 3 Repair

8-4-31. LTE B38_41 RX



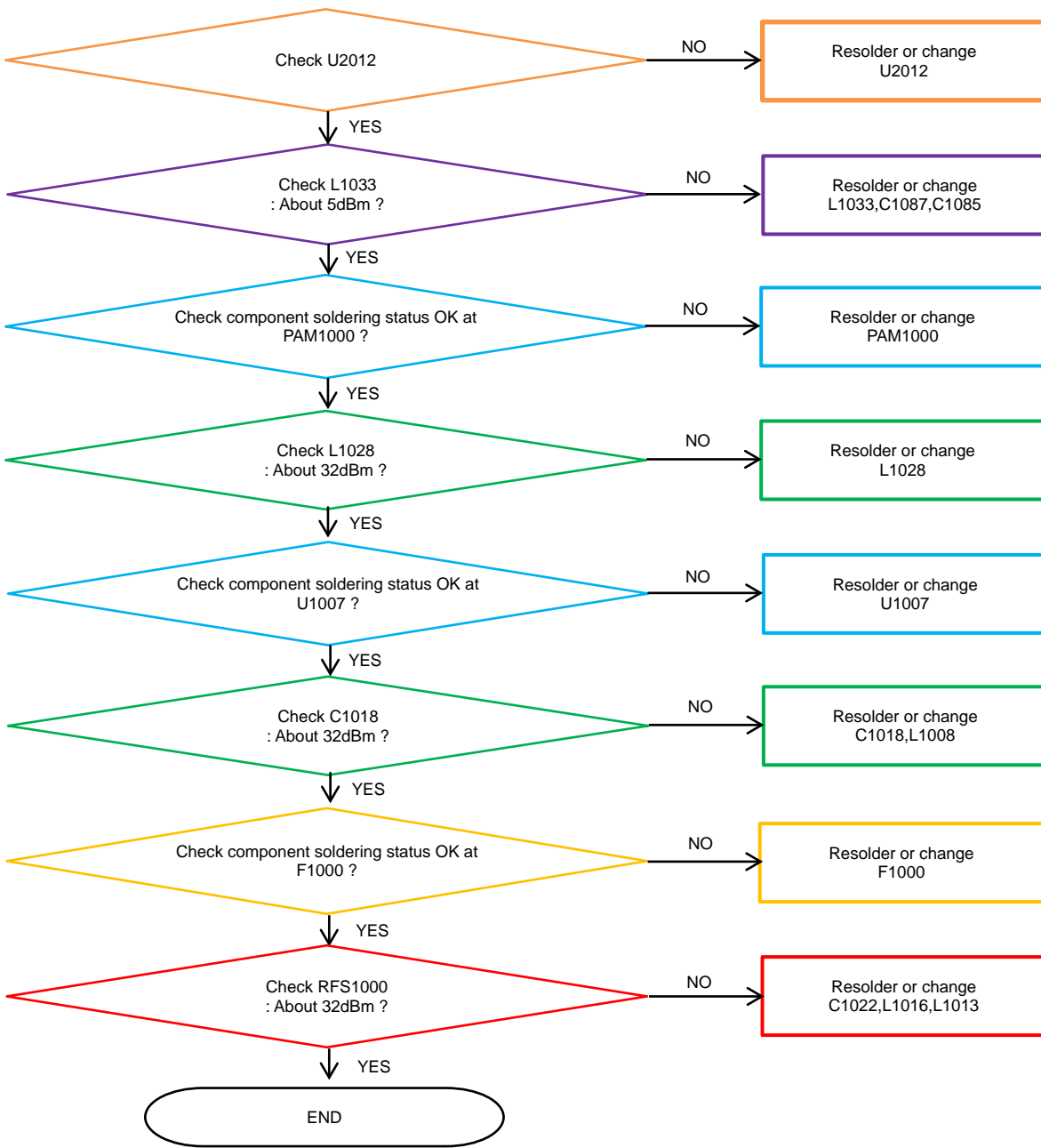
8. Level 3 Repair

8-4-32. LTE B40 RX



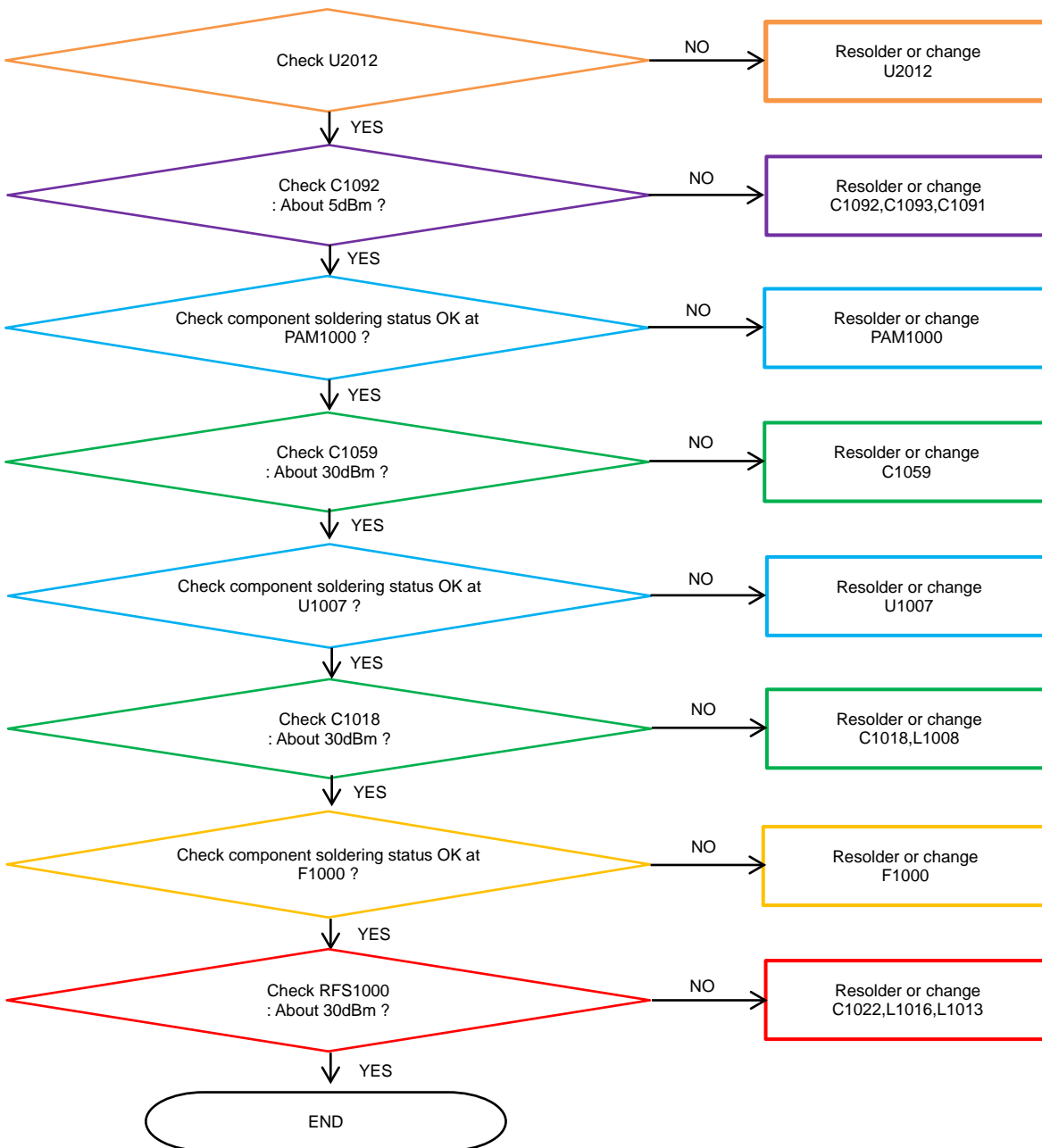
8. Level 3 Repair

8-4-33. GSM 850 / GSM900 TX



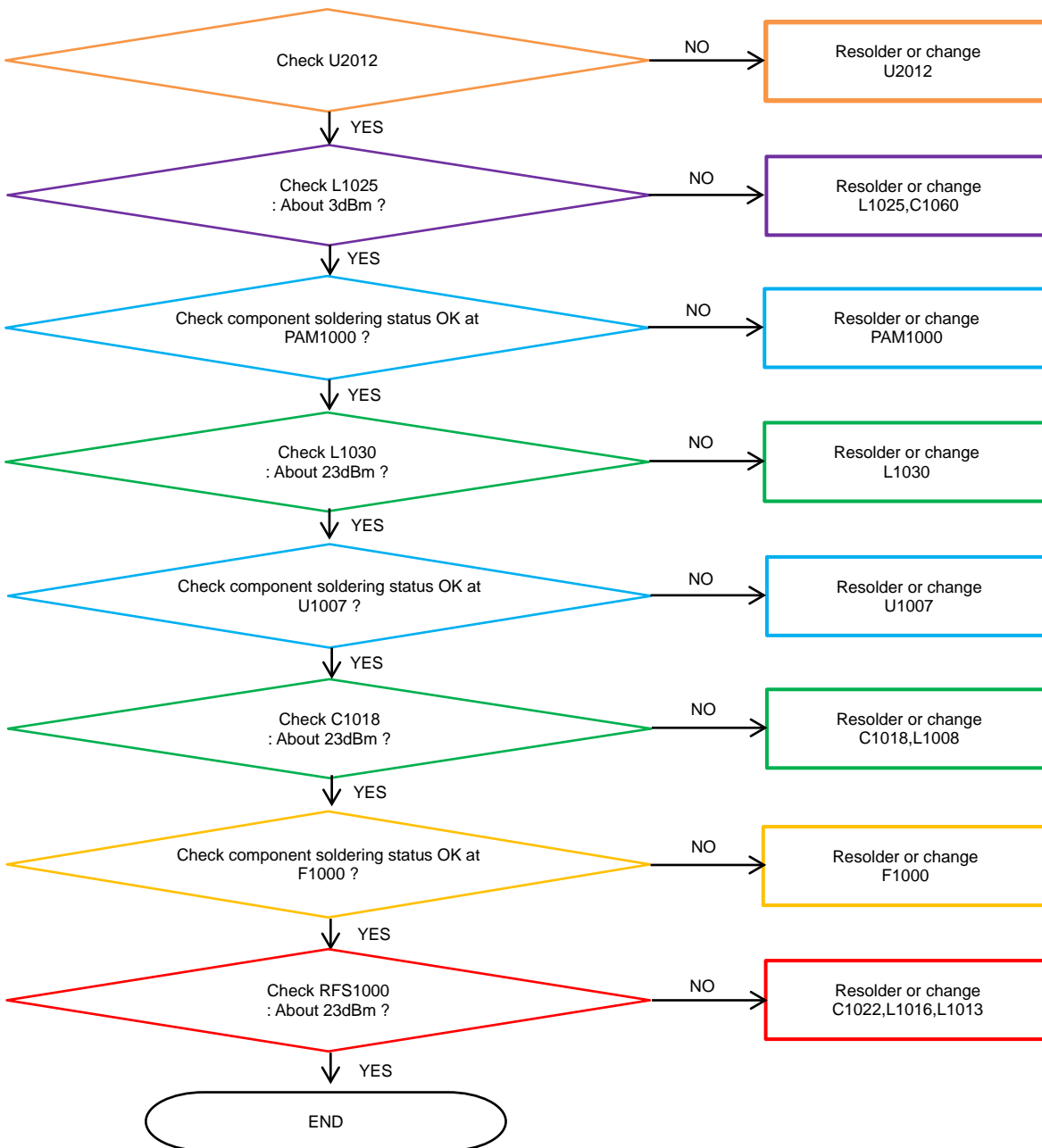
8. Level 3 Repair

8-4-34. GSM1800/ GSM1900 TX



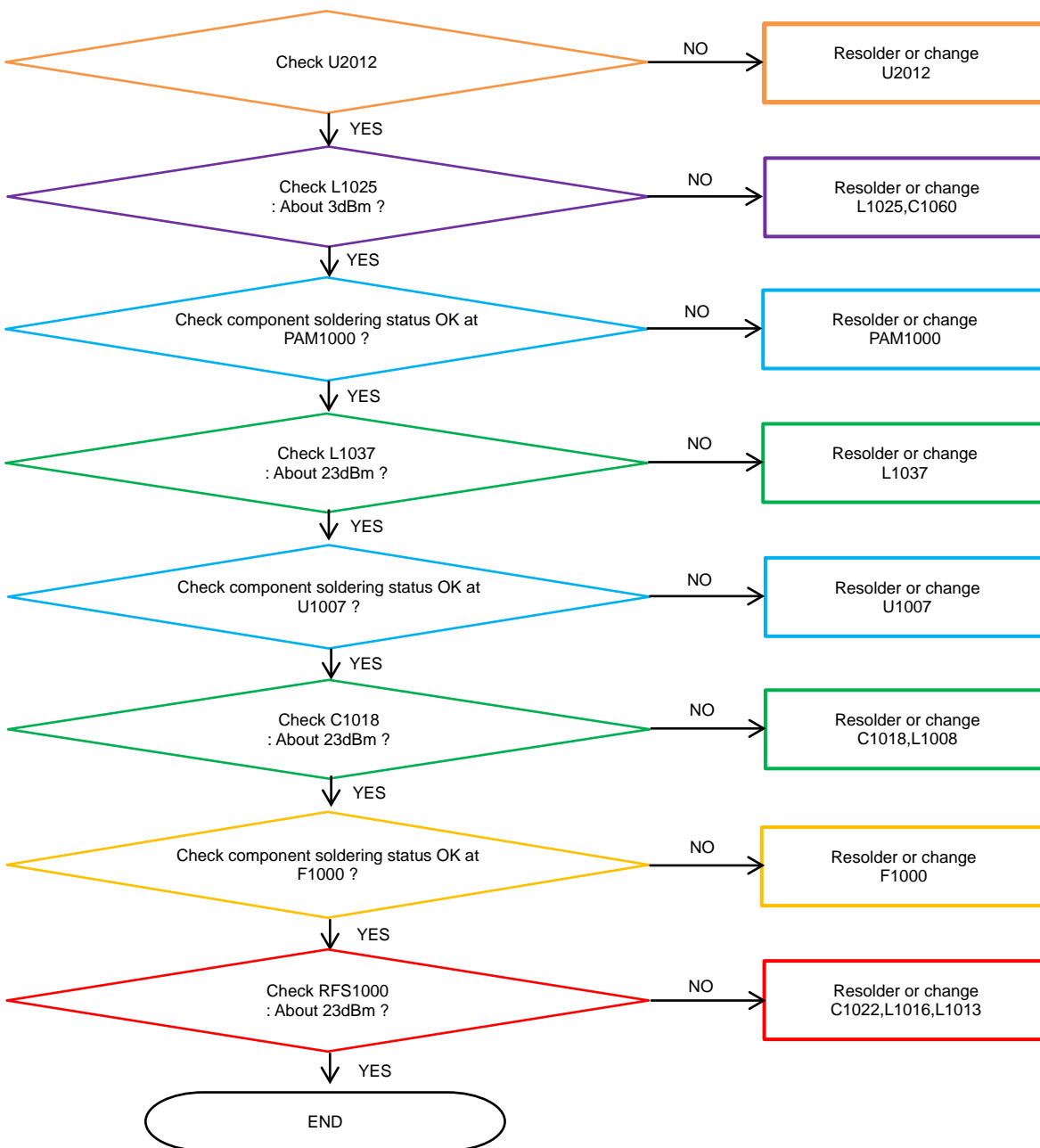
8. Level 3 Repair

8-4-35. LTE, WCDMA B1 TX



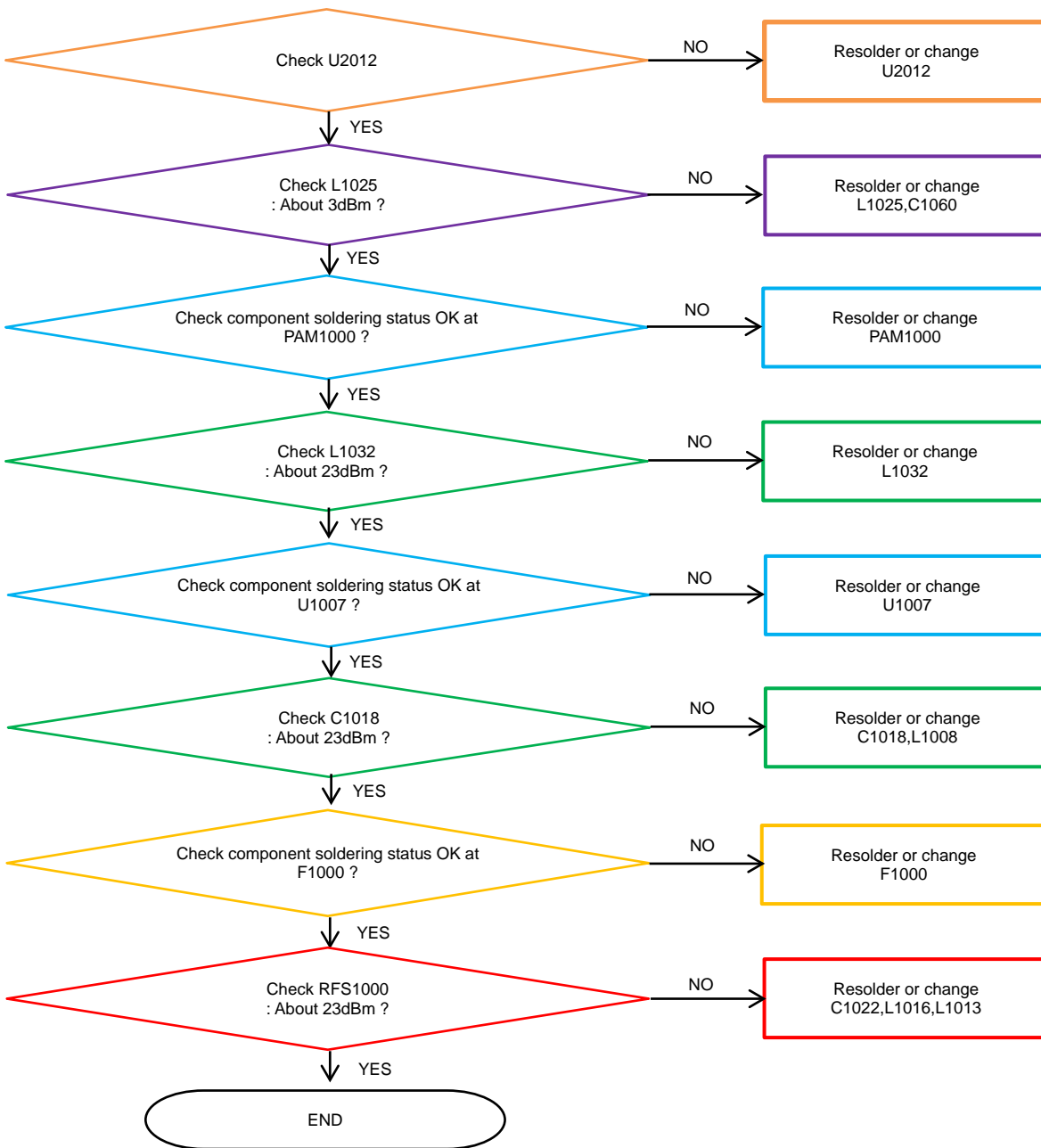
8. Level 3 Repair

8-4-36. WCDMA B2 TX, LTE B2 [SM-A205G/GN]



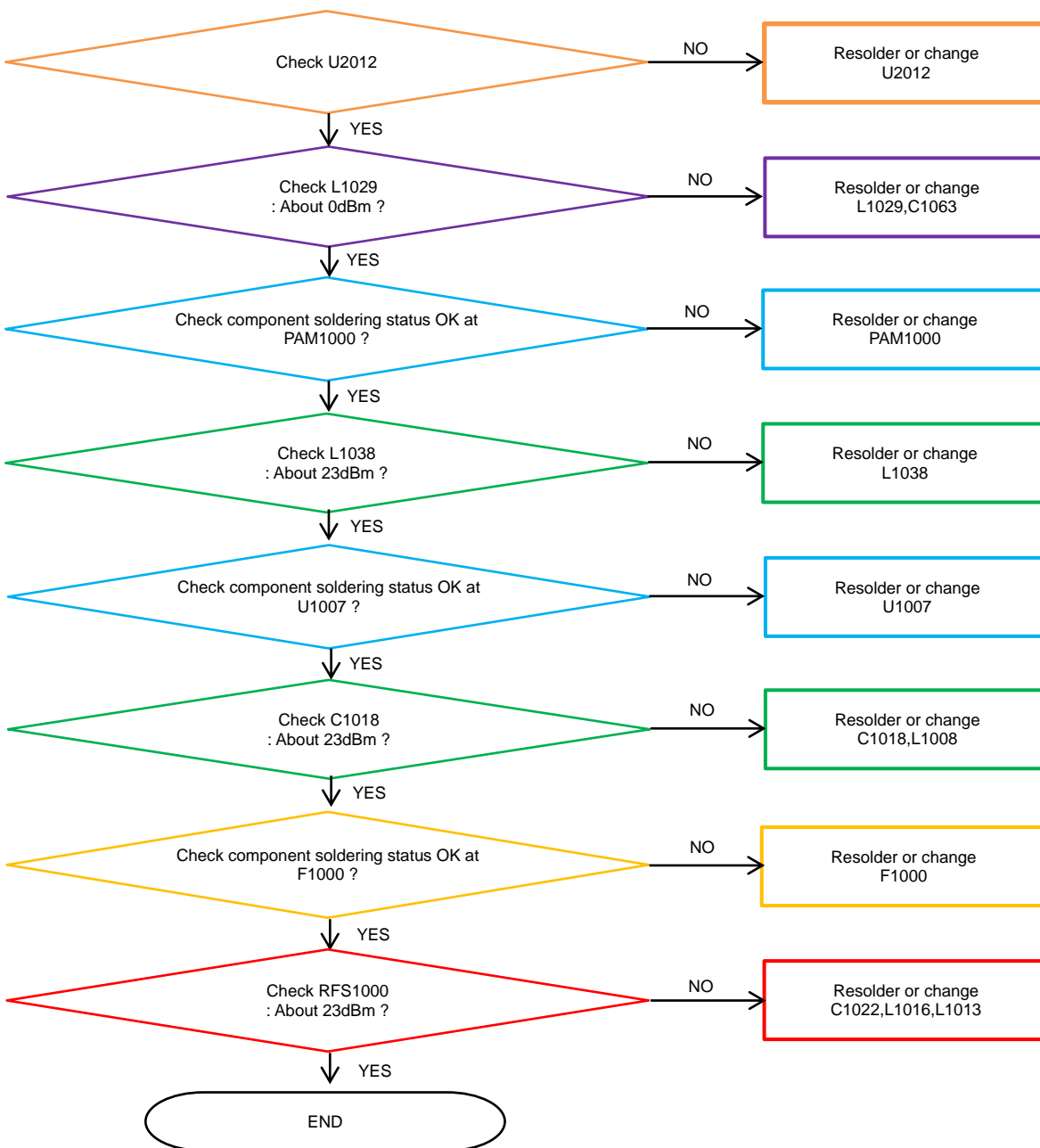
8. Level 3 Repair

8-4-37. LTE B3 TX



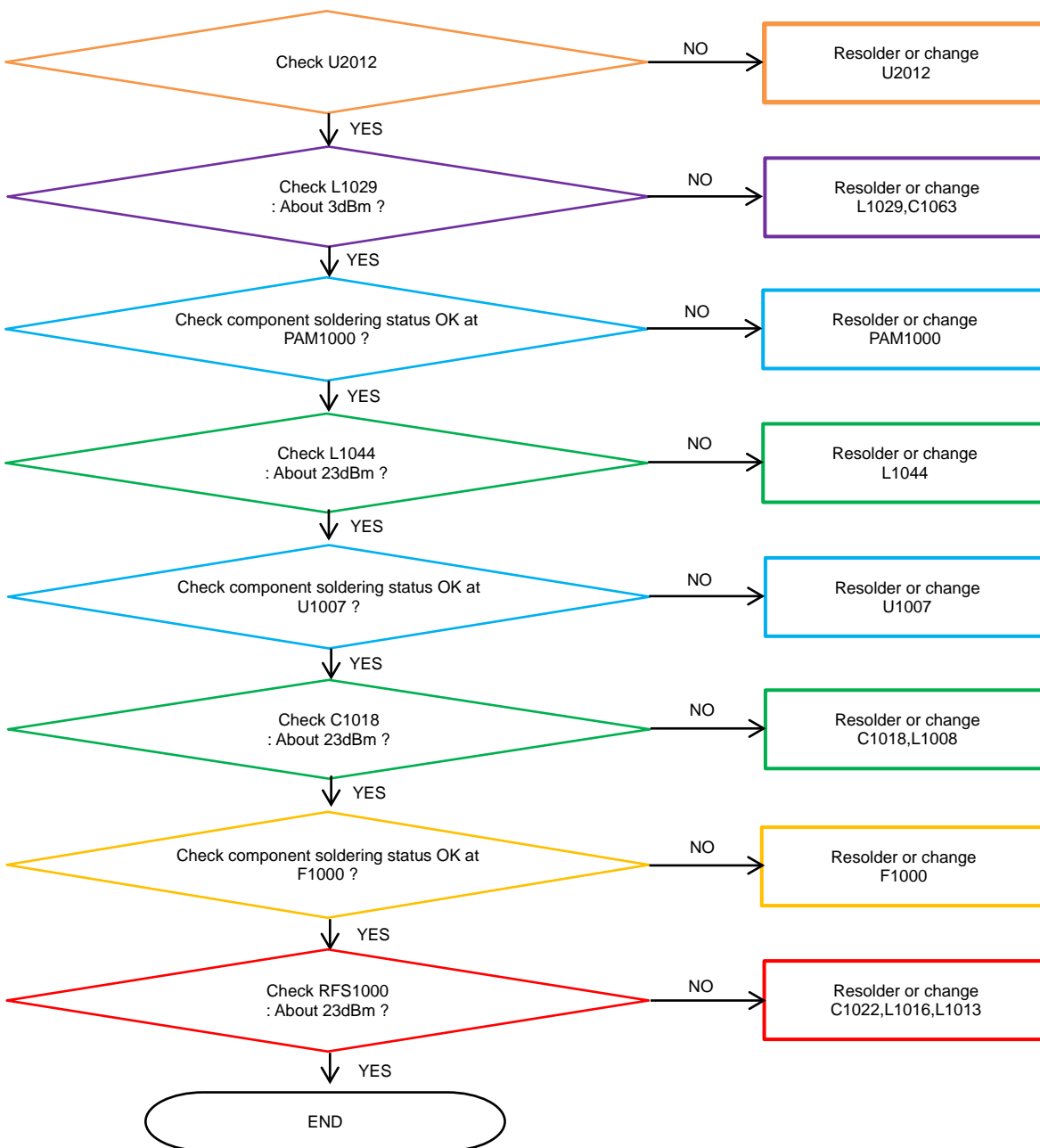
8. Level 3 Repair

8-4-38. LTE, WCDMA B5 TX



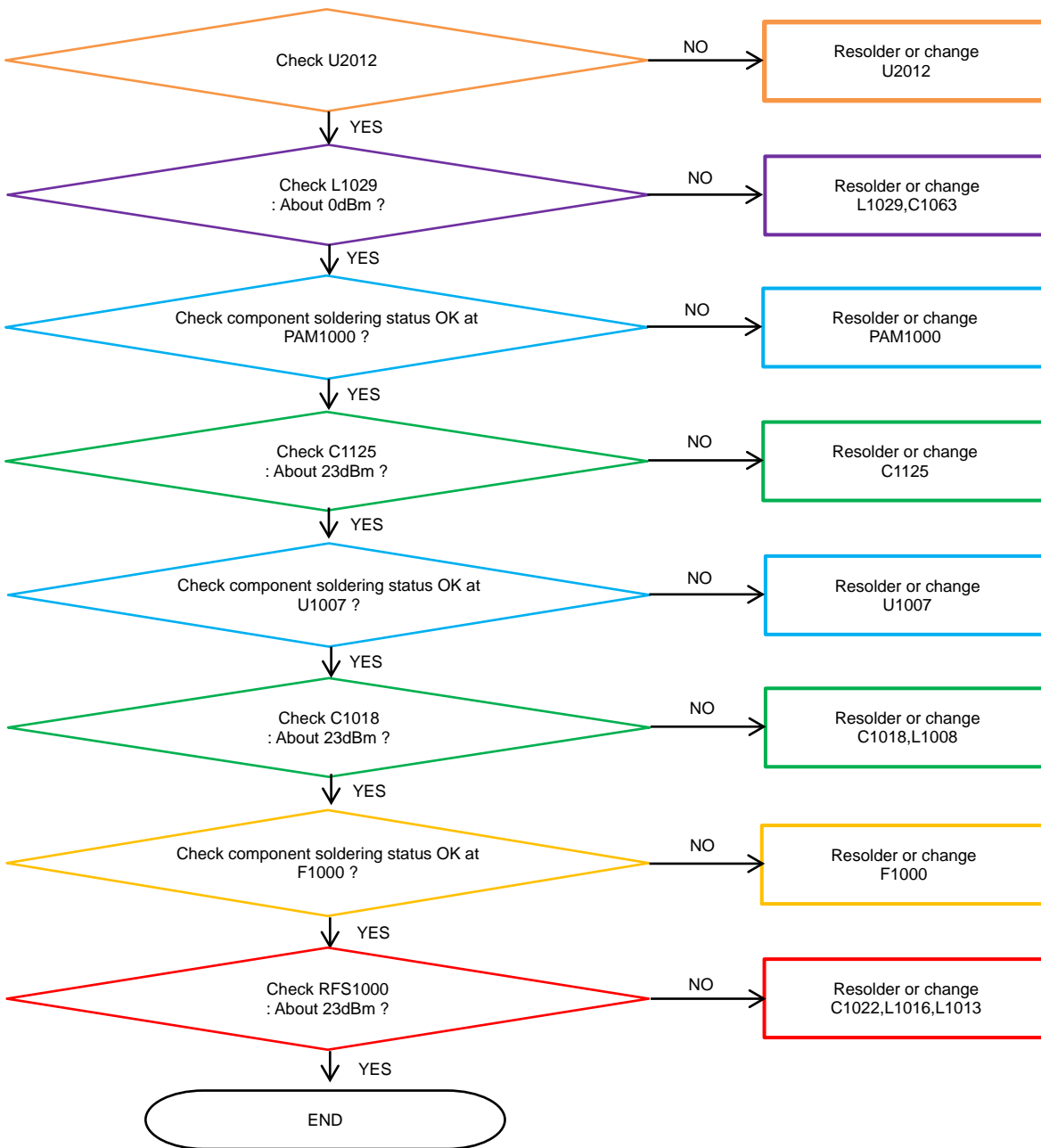
8. Level 3 Repair

8-4-39. LTE, WCDMA B8 TX



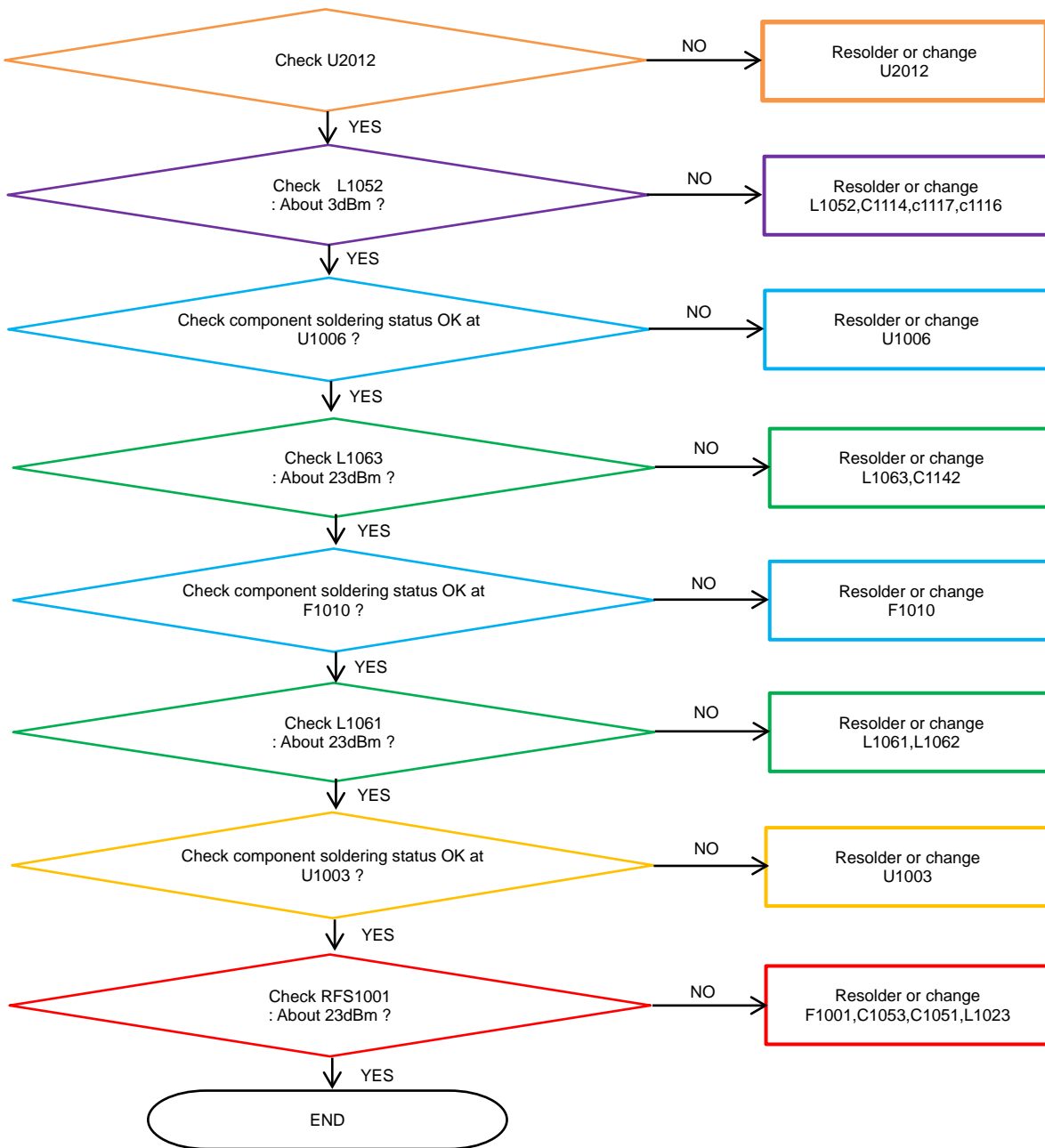
8. Level 3 Repair

8-4-40. LTE B20 TX



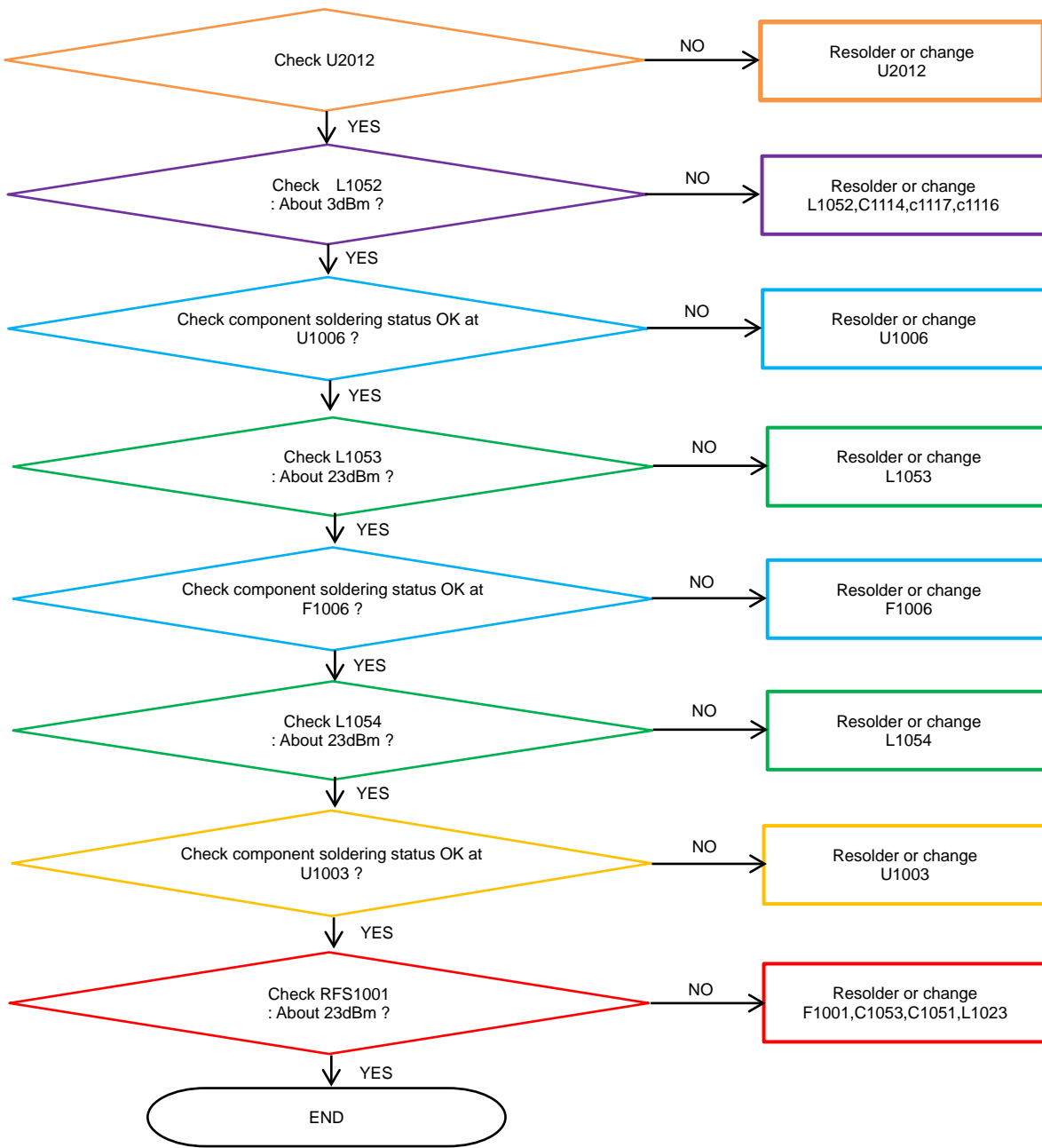
8. Level 3 Repair

8-4-41. LTE B7 TX



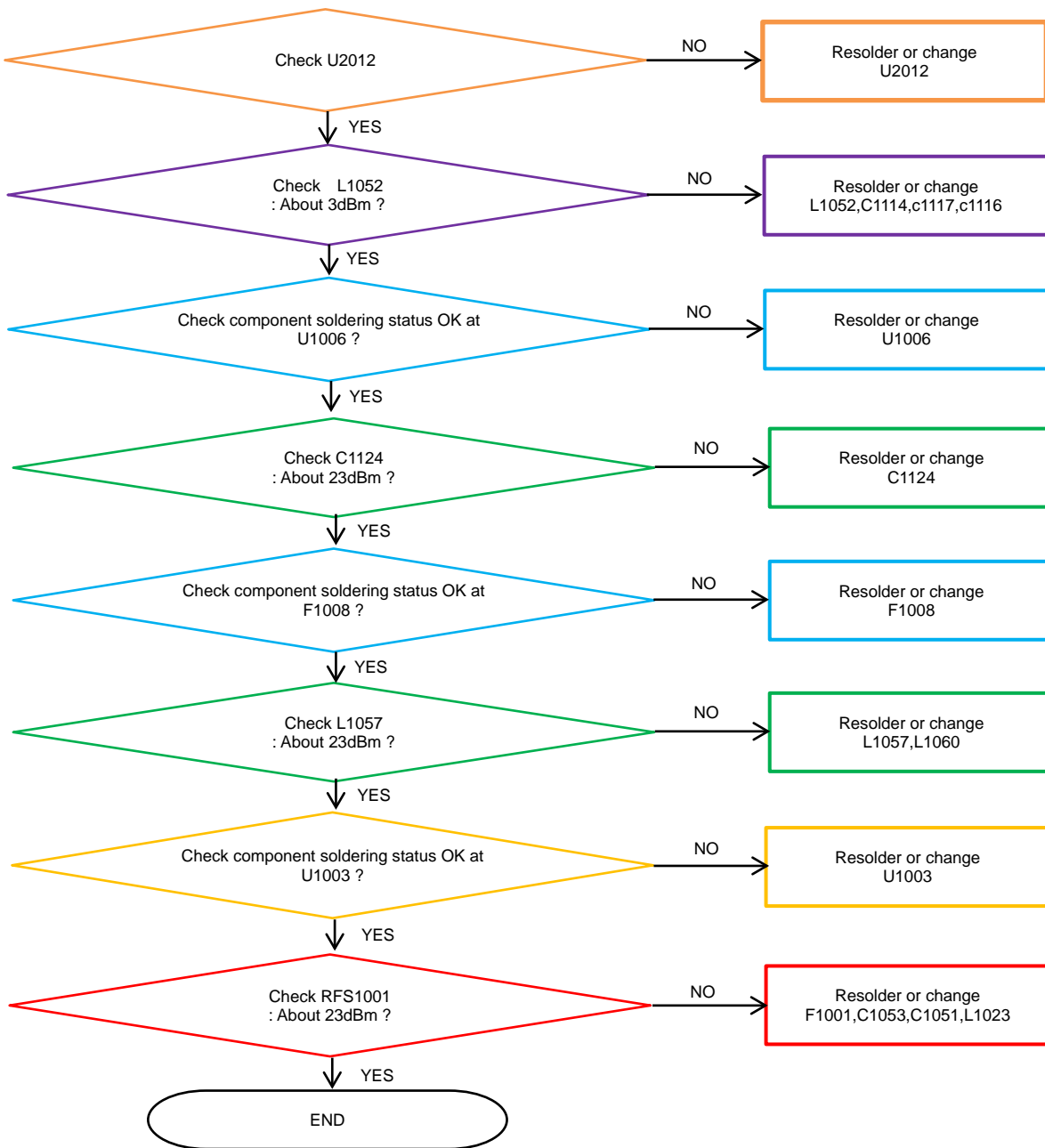
8. Level 3 Repair

8-4-42. LTE B38, 41 TX



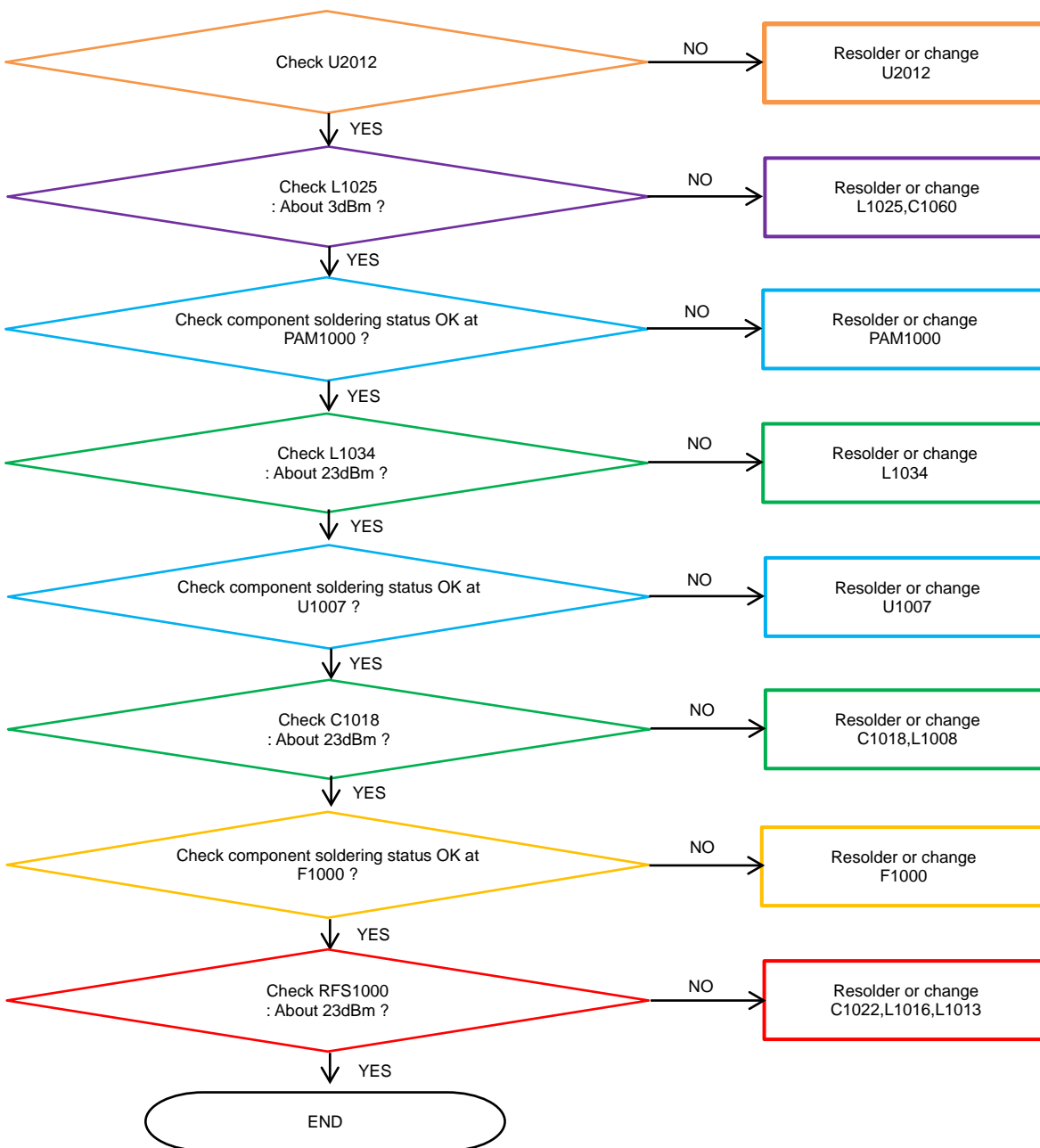
8. Level 3 Repair

8-4-43. LTE B40 TX



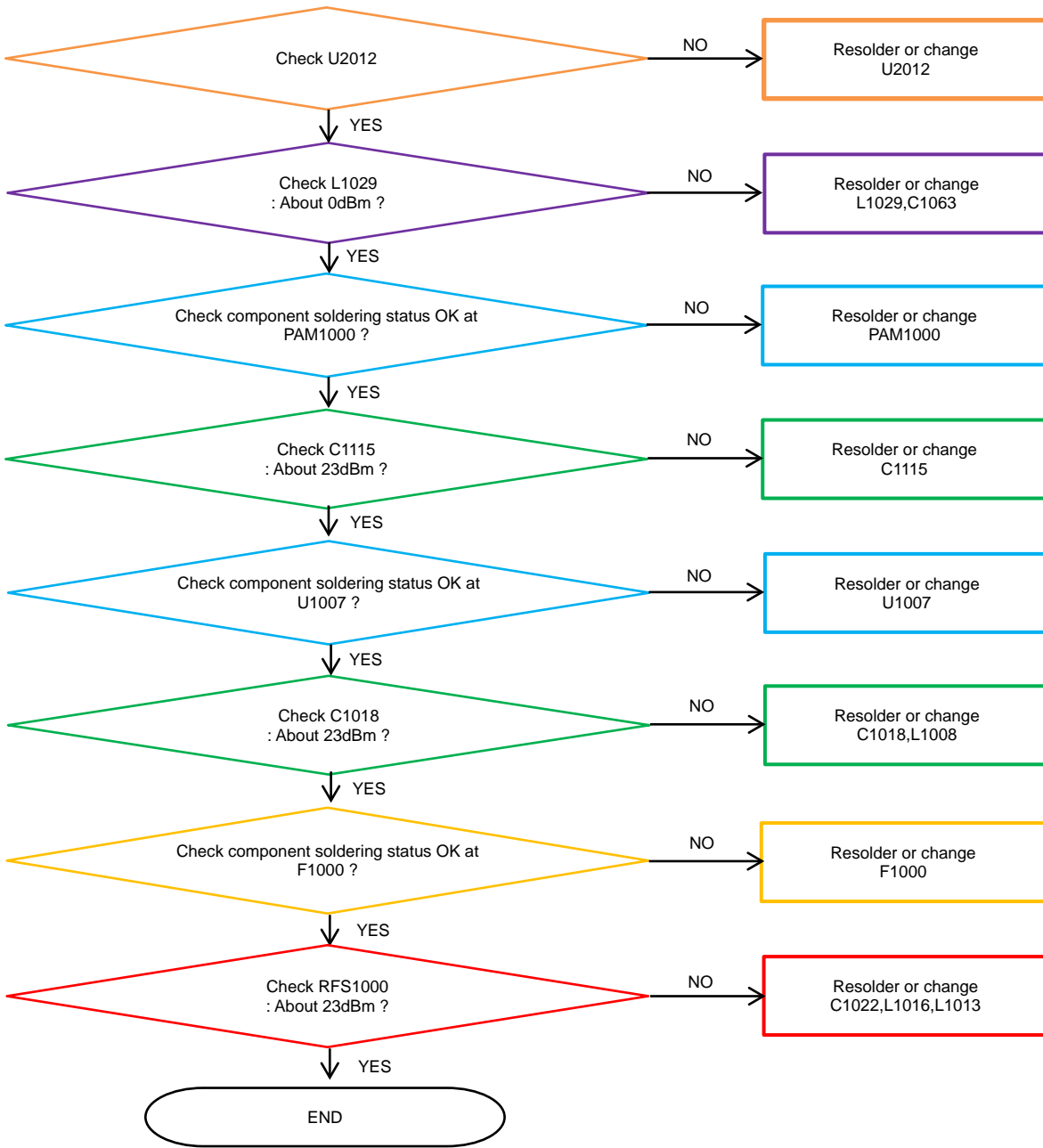
8. Level 3 Repair

8-4-44. WCDMA B4, LTE B4/B66 TX [SM-A205G/GN]



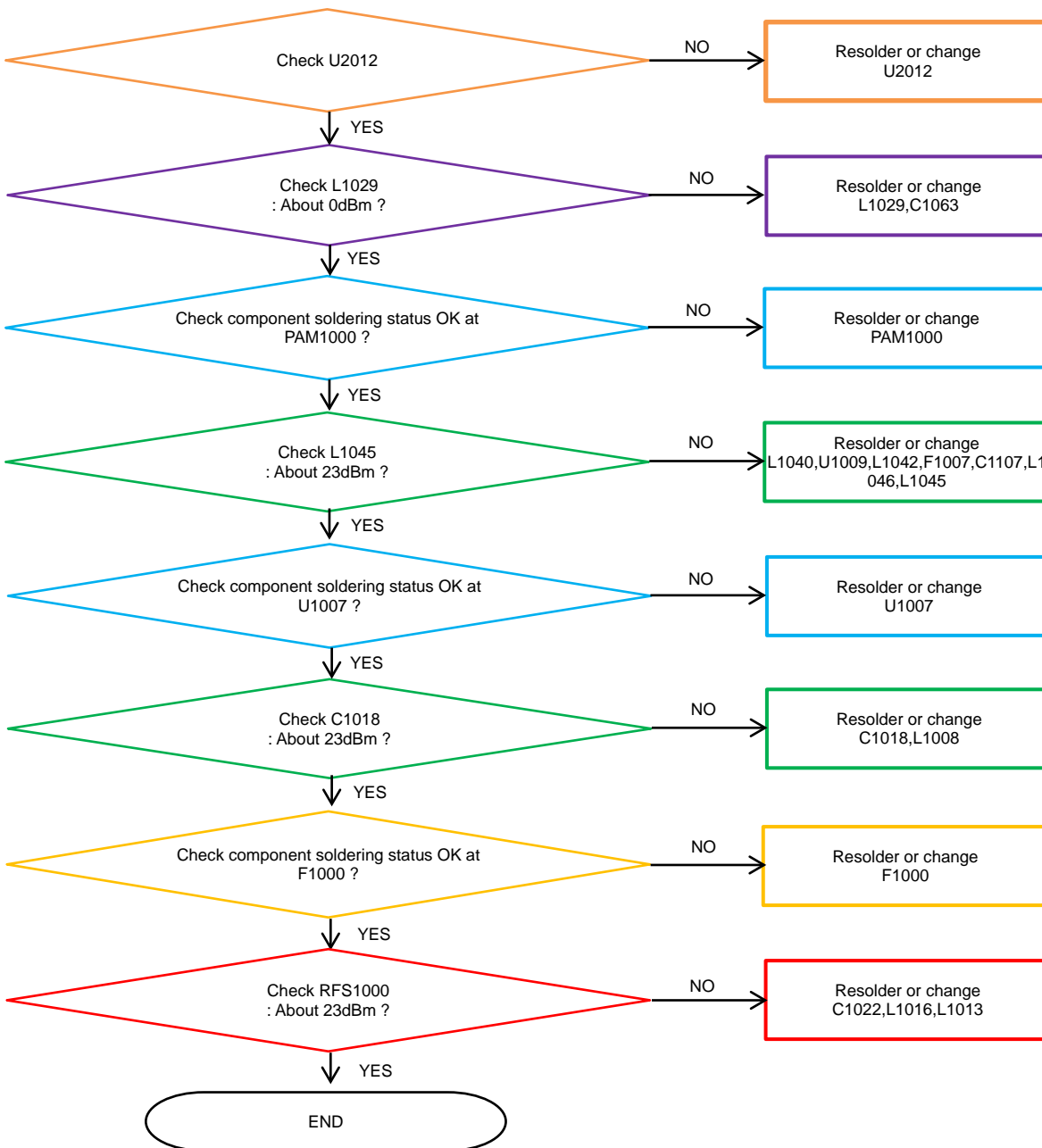
8. Level 3 Repair

8-4-45. LTE B12/B17 TX [SM-A205G/GN]



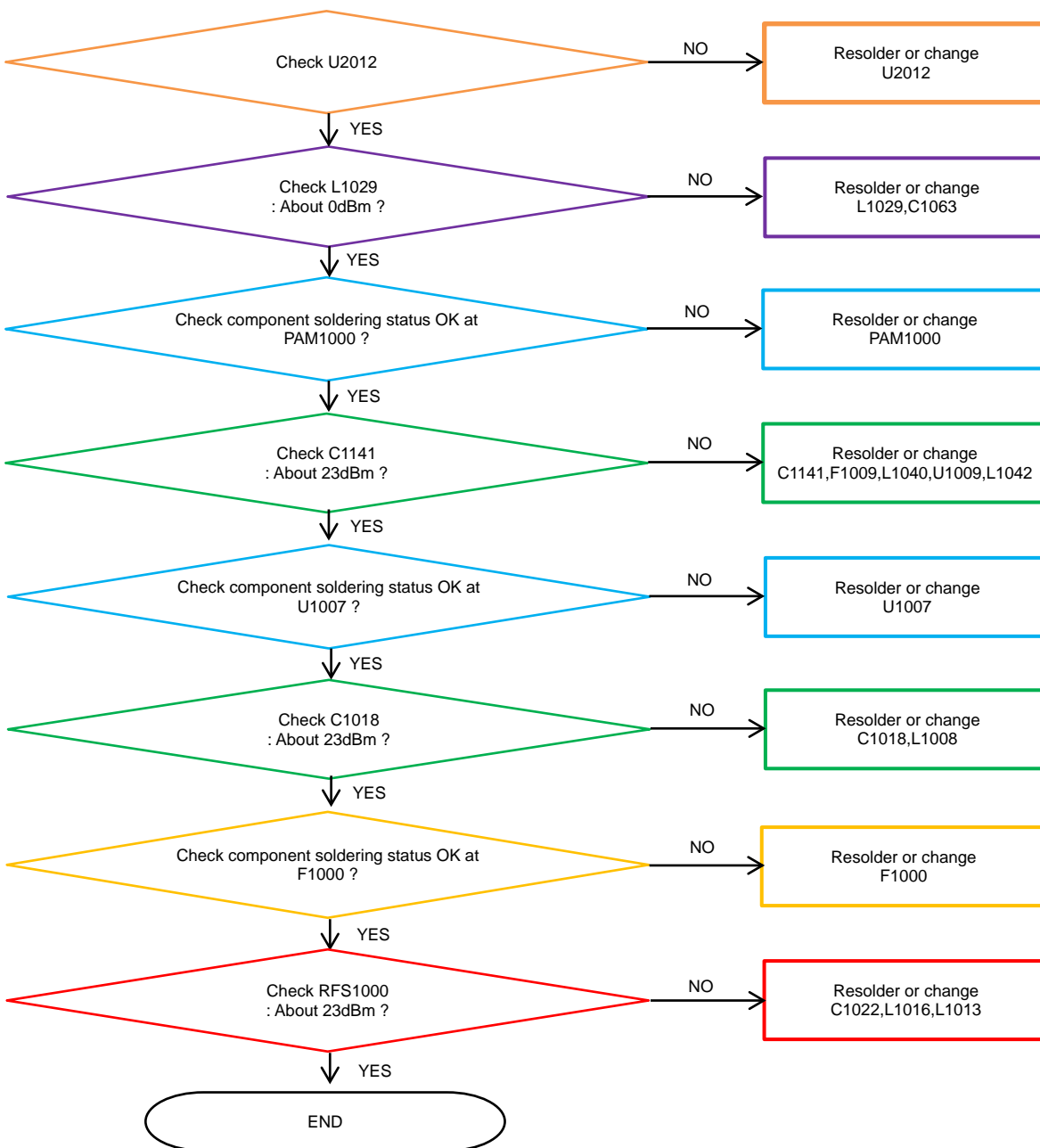
8. Level 3 Repair

8-4-46. LTE B13 TX [SM-A205G/GN]



8. Level 3 Repair

8-4-47. LTE B28 TX [SM-A205G/GN]



9. Reference Abbreviation

Reference Abbreviation

- **AAC**: Advanced Audio Coding.
- **AVC** : Advanced Video Coding.
- **BER** : Bit Error Rate
- **BPSK**: Binary Phase Shift Keying
- **CA** : Conditional Access
- **CDM** : Code Division Multiplexing
- **C/I** : Carrier to Interference
- **DMB** : Digital Multimedia Broadcasting
- **EN** : European Standard
- **ES** : Elementary Stream
- **ETSI**: European Telecommunications Standards Institute
- **MPEG**: Moving Picture Experts Group
- **PN** : Pseudo-random Noise
- **PS** : Pilot Symbol
- **QPSK**: Quadrature Phase Shift Keying
- **RS** : Reed-Solomon
- **SI** : Service Information
- **TDM** : Time Division Multiplexing
- **TS** : Transport Stream

SAMSUNG